

• JOEY KRAMER • INSIDE EVANS • JIMMY CHAMBERLIN •

MODERN

The World's Most Widely Read Drum Magazine

DRUMMER[®]

September 2003

MOON LIVES!

A 25TH ANNIVERSARY TRIBUTE

ADAM DEITCH
SCOFIELD'S ÜBER DRUMMER

TODD SUCHERMAN
LIGHTING UP STYX

AFI'S ADAM CARSON

WAYNE SHORTER'S DIFFERENT VIEW

TAMA'S NEW PERFORMER KIT

DON'T DO IT!
THE TEN MISTAKES MOST DRUMMERS MAKE

WIN
A Replica
Keith Moon
Paiste Setup

www.moderndrummer.com

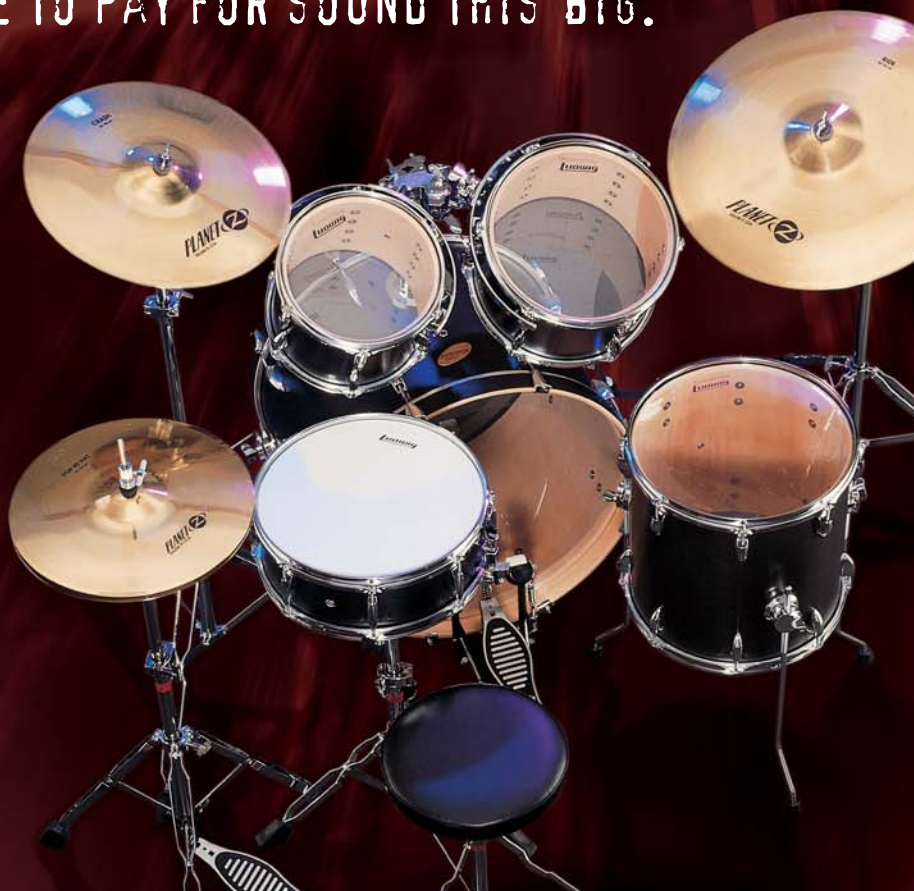
\$4.99US \$6.99CAN 09>



0 74808 01203 9



A SMALL PRICE TO PAY FOR SOUND THIS BIG.



ACCENT • ACCENT CUSTOM



LUDWIG DRUM CO.
WICHITON, NC, U.S.A.

THE SOUND.

www.ludwig-drums.com


We make legends.

© Conn-Selmer, Inc. A Steinway Musical Instruments Company.


J1 Etched ...not coated.



J1 heads were chosen
"Best Drumheads" by the
International press, winning
the 2003 MIPA award.



Typical coated head at
200X magnification



J1 etched head at
200X magnification

"J" for "JAZZ"

Regardless of style, Jazz drummers all have one thing in common: a reverence for sound. So for those who like their drums warm, wide-open, and articulate... Evans brings you the J1 Etched.

Perfect for both batter and resonant, these etched 10mil, single-ply tom and snare heads have an even, non-coated, velvet-like finish that's ideal for brushes, but doesn't chip away under sticks. By blasting ultra-fine particles at the film's surface, we've maximized sustain and frequency balance by making the film more flexible. The result is a natural earthiness that is closer to traditional calf, but with the consistency and durability Evans is known for.



THE FIRST. THE FINEST. THE FUTURE.

J. D'Addario & Company, Inc. • PO Box 290 • Farmingdale, NY 11735 • www.evansdrumheads.com



Made in USA



"That perfect sound" Worth the trip



"The drum simply satisfies that perfect sound that I have always had in my head, but have never been able to achieve with just one drum. It practically sounded like it was pre eq'ed."

Robert Dotto
Drummer & Studio Owner



I had been traveling to America trying to promote our snare drums for quite a few years. I had almost given up hope of entering the US market. In 1990, Robert wrote this letter about a Zelvova snare drum I had left in California. It inspired me to build full drum sets and enter the world market again.

Shinichi Usuda, President
CANOPUS Co., Ltd.

Canopus Drums are not sold at every corner drum shop. You buy them from the kind of people you would hope to meet when investing in heirloom-quality drums. Call on one of the leading professional-oriented drum shops listed below. You'll be glad you did.



Northern California



East Winthrop, ME



Mashpee, MA

CALIFORNIA

Gelb Music, Redwood City
Professional Drumshop, Hollywood

IOWA

Robert Dotto, Bettendorf

ILLINOIS

The Drum Pad, Palatine

MASSACHUSETTES

Joe's Drum Shop, Beverly
Music Major, Mashpee

MAINE

Perkins Music House, East
Winthrop

MINNESOTA

Ellis Drum Shop, St. Paul

NEW YORK

Drummer's World, New York
Long Island Drum Ctr., Flushing
The Collective, New York

SOUTH CAROLINA

Eastside Guitar & Drums,
Greenville

TENNESSEE

Fork's Drum Closet, Nashville

WISCONSIN

Drums N' Moore, Madison,
Rockhaus, Milwaukee

CANOPUS

Custom Drum Products

Exclusively from

SoundBrands LLC

Toll Free 888-860-1668 • Toll Free Fax 888-863-0763

P. O. Box 2632 • Mount Pleasant, SC 29465 • www.sound-brands.com • ©2003

For information outside North America go to: www.canopusdrums.com



ERIC STOCK [Stroke 9

Dimensions 15" Medium Heavy Crunch Hats
Dimensions 18" Power Crash
Dimensions 20" Power Crash
Dimensions 22" Medium Heavy Crash (custom)
Dimensions 22" Deep Full Ride
Dimensions 10" Thin Splash



SCOTT CARNEGHI [Grade 8

2002 20" Novo China
Innovations 14" Heavy Hi-Hat
2002 19" Crash
Dimensions 21" Medium Heavy Wild Ride
Dimensions 20" Medium Heavy Crash
2002 15" Sound Edge Hi-Hat
Dimensions 20" Power China



DERICO WATSON [Victor Wooten

Innovations 14" Heavy Hi-Hat
Signature 14" Full Crash
Dimensions 17" Medium Thin Full Crash
Dimensions 20" Deep Full Ride
Dimensions 8" Thin Splash
Signature 10" Splash




SAM LOEFFLER [Chevelle

Dimensions 14" Medium Heavy Crunch Hats
Dimensions 18" Medium Raw Crash
Signature 18" Power Crash
Signature 19" Power Crash
Signature 20" Power Crash



JOEY WARONKER [Beck

Traditionals 14" Medium Light Hi-Hat
Traditionals 18" Extra Thin Crash
Dimensions 18" Medium Thin Full Crash
Signature 18" Mellow Crash
Dimensions 20" Cool Medium Ride



JOEY CASTILLO [Queens of the Stone Age

Dimensions 15" Medium Heavy Crunch Hats
Dimensions 19" Power Crash
2002 24" Ride
2002 20" Medium

Dimensions

[Versatility in Sound]



paiste

For free literature and stickers please contact us: call 800.472-4783 or +714.529-2222, email info@paiste.com, visit our web site www.paiste.com or write Paiste America, Inc., 460 Atlas Street, Brea, CA 92821, USA

www.paiste.com

Contents



Volume 27, Number 9

Remembering The Who's Keith Moon

No one—*no one*—played the drums with more personality and passion than Keith Moon. In this exclusive report, *MD* talks to the ones who were there—and to those who had the unenviable job of following in his footsteps.

by T. Bruce Wittet

40



John Scofield's Adam Deitch

Here are just *some* of the guys who previously filled his drum seat: Clyde Stubblefield, Dennis Chambers, Bill Stewart, Jack DeJohnette, Billy Cobham, Omar Hakim. The new guy ranks right alongside them. And no, we aren't joking.

by Bill Milkowski

58

UPDATE 20

Joey Kramer of Aerosmith

Jimmy Chamberlin of Zwan

Dave DiCenso with Hiromi

Jim Christie with Lucinda Williams

Jeremy Hummel of Breaking Benjamin



Styx's Todd Sucherman

On the heels of their most direct and rocking studio album since...well...forever, Styx is poised to make a great comeback, due in no small part to their miracle drummer.

by Mike Haid

114

A Different View 106

Wayne Shorter

Miles Davis's irreplaceable foil, Weather Report's tenor sax titan, and the most important jazz composer of his generation, Wayne Shorter has worked with the top drummers of all time.

by Ken Micallef



Woodshed

Widespread Panic's Todd Nance

Getting down on the farm with the ultimate jam band's rhythm-maker.

by Will Romano

102

From The Past 112

Tiny Kahn

Little known, yet hugely talented, Tiny Kahn added skillful support to many of the bop era's classic performances.

by Ron Spagnardi

WIN! WIN! WIN!

Win Moonie's Cymbals! Here's Your Chance To Win
A Replica Set Of Keith's Classic Setup

113



Education

52 ROCK PERSPECTIVES

Keith Moon:
Style And Analysis
by Ed Breckenfeld

78 RUDIMENTAL SYMPOSIUM

Swiss Triplets: Applying The
Classic Rudiment
by John Di Raimo

80 STRICTLY TECHNIQUE

Getting Creative With Reed's
Syncopation, Part 4:
Unlimited Variations
by "Tiger" Bill Meligari

82 JAZZ DRUMMERS' WORKSHOP

Odd Times, Part 2: Stretching Out
by John Riley

86 OFF THE RECORD

AFI's Adam Carson: Sing The Sorrow
by Ed Breckenfeld

88 BASICS

Groovin' At A Snail's Pace
by Chris Woroch

90 CONCEPTS

10 Mistakes Most Drummers Make:
Confessions Of A Former Drummer
by Nelson Montana

94 IN THE STUDIO

Drum Mic' Technology 101,
Part 3: How To Get Your Sound
by Andy James

Departments

8 AN EDITOR'S OVERVIEW


Waxing Nostalgic
by Ron Spagnardi

10 READERS' PLATFORM

12 IT'S QUESTIONABLE

18 ASK A PRO

Adrian Young, Raymond Herrera,
and Ian Paice



Page 150

130 ON THE MOVE

146 SPECIALTY PRODUCTS SHOWCASE

150 CRITIQUE

156 BACKBEATS

Cape Breton Drum Festival and more

164 DRUM MARKET

Including Vintage Showcase

168 DRUMKIT OF THE MONTH



Page 26

Equipment

26 PRODUCT CLOSE-UP

Tama Starclassic Performer Birch
Series Drumkit
by Mike Haid

28 New Zildjian K Custom

Rides And Crashes
by Martin Patmos

29 Quick Looks:

Marrell Bass Drum Beaters
by Chap Ostrander

30 Remo Gold Crown Special Edition Metalized Snare Drums

by Phil Ferraro

31 Quick Looks:

Pernan Percussion JingleMute
by Billy Amendola

32 UFIP Experience Real China And Tiger China Cymbals

by Kevin D. Osborne



Page 36

36 ELECTRONIC REVIEW

Aviom A-16 Personal Monitor
Mixing System
by Rick Long

132 NEW AND NOTABLE

138 SPOTLIGHT

Evans Products: Pushing The
Envelope In Percussion Accessories
by Rick Van Horn


True innovation deserves recognition!

PHOTO: DENNIS BOUCH

JOHNNY RABB

MARCO MINNEMANN

THOMAS LANG




Cymbals
MEINL GENERATION X
CYMBALS

Meinl Generation-X Cymbals: Winner of the MIPA 2003 Award!

Use your
imagination!

Create
your
sound!

Ready-Set-Rock



The new standard
for today's
ambitious drummer

JASON BITTNER (SHADOWS FALL) - USA

Versatility



The widest selection and
greatest versatility

DAVID PIRIBAUER (REVIS) - USA

Power



The ultimate Rock
cymbal for the
explosive drummer

CHRISTOPH SCHNEIDER (RAMMSTEIN) - GERMANY

Energy



Rich and full sounds
with lots of energy
and warmth

NICK D' VIRGILIO (SPOCK'S BEARD) - USA

Tradition



Dark and warm sounds
with a wide sonic
spectrum

Julio Figueroa (Independent) - USA



Check out Marco Minnemann's
latest DVD release *Extreme Drumming*
on Warner Bros.

Sign up for the
Meinl newsletter at:

www.meinl.de





Waxing Nostalgic

This year marks fifty years of my involvement with drums and drumming. Feeling somewhat nostalgic, I began to reflect on the way things were when I started back in '53, and the incredible advances I've witnessed over five decades.

For starters, the foreign and custom manufacturers weren't around fifty years ago, so the choices for American drummers basically fell between Ludwig, Gretsch, and Slingerland. Back then, you'd be hard-pressed to find *anything* more elaborate than a simple four-piece kit in the catalogs, and nothing much to select from in terms of custom sizes, materials, or finishes.

The better part of a gig was generally spent tuning and retuning your drums, due to the havoc temperature and humidity played with calfskin heads. We didn't have RIMS, suspended floor toms, boom stands, remote hi-hats, racks, double pedals, or a varied selection of heads to choose from. And though a mild summer breeze might easily topple your lightweight cymbal stand, hardware for the most part still proved functional.

As for cymbals, one ride, a crash, and a pair of hi-hats were the mainstay on most kits. Quite a difference from the mind-boggling array of brands and models available today. Choices in sticks were also rather limited before the drumstick specialists arrived on the scene. We carried only the most basic models, with extras jammed between bass drum tension rods since the stick bag hadn't been thought of yet.

There were no electronics to experiment with, nothing to trigger, no mic's to position, and no percussive add-ons from the Latin folks. Thrones were somewhat uncomfortable, snare drum overtones were controlled with hankies and wallets, bass drums were muffled with shredded newspaper, and gear was purchased from our local mom & pop music store. The mail-order operations and the big-box shops with their massive drum departments hadn't surfaced yet.

There were only a limited number of good drum books available, and no inspiration to be gained from specialized drum schools, CDs, videos, DVDs, Web sites, forums, festivals, conventions, or clinics. And though a few drum companies released their own house publications, there was no *independent* consumer magazine for drummers prior to *MD's* debut in '77. Today, clones exist here, and for drummers in Spain, England, Germany, Canada, Japan, Brazil, and Australia.

Though a respectable number of outstanding players were around, we'd yet to experience the technical prowess and explosive performances of people like Tony Williams, Steve Gadd, Dave Weckl, Vinnie Colauti, Dennis Chambers, or Steve Smith—artists who would take drumming to a level no one *ever* imagined possible in 1953.

Personally, I consider myself most fortunate to have spent a lifetime with our artform. Watching both the art and the industry mature before my eyes over so many years, and having the *privilege* to be a part of it, is something I wouldn't trade for anything in the world.

MODERN DRUMMER

Volume 27, Number 9

The World's Most Widely Read Drum Magazine

| | |
|------------------------------|---------------------|
| EDITOR/PUBLISHER | RONALD SPAGNARDI |
| CHIEF FINANCIAL OFFICER | ISABEL SPAGNARDI |
| ASSOCIATE PUBLISHER | TRACY A. KEARNS |
| SENIOR EDITOR | RICK VAN HORN |
| EDITORIAL DIRECTOR | WILLIAM F. MILLER |
| MANAGING EDITOR | ADAM J. BUDOFSKY |
| EDITORIAL ASSISTANT | SUZANNE HURRING |
| SENIOR ART DIRECTOR | SCOTT G. BIENSTOCK |
| ASSISTANT ART DIRECTOR | MICHELE M. NEWHOUSE |
| ASSISTANT ART DIRECTOR | JOSEPH KING |
| ADVERTISING DIRECTOR | BOB BERENSON |
| ADVERTISING ASSISTANT | JOAN C. STICKEL |
| EDITOR/ADVERTISING ASSOCIATE | BILLY AMENDOLA |
| WEB SITE DIRECTOR | KEVIN W. KEARNS |
| OFFICE ASSISTANT | ROSLYN MADIA |
| OFFICE ASSISTANT | ROSEMARY BLAHA |

MODERN DRUMMER ADVISORY BOARD: Henry Adler, Kenny Aronoff, Eddie Bayers, Louie Bellson, Bill Bruford, Harry Cangany, Jim Chapin, Dennis DeLucia, Les DeMerle, Len DiMuzio, Charlie Donnelly, Peter Erskine, Vic Firth, Bob Gatzen, Danny Gottlieb, Sonny Igoe, Jim Keltner, Paul Leim, Peter Magadini, George Marsh, Joe Morello, Rod Morgenstein, Andy Newmark, Neil Peart, Ed Shaughnessy, Steve Smith, Ed Thigpen, Billy Ward, Dave Weckl, Paul Wertico.

CONTRIBUTING WRITERS: Michael Bettine, Robyn Flans, Burt Korall, Rick Mattingly, Ken Micaleff, Mark Parsons, Mike Haid, Robin Tolleson, Lauren Vogel Weiss, T. Bruce Wittet.

MODERN DRUMMER magazine (ISSN 0194-4533) is published monthly by **MODERN DRUMMER Publications, Inc.**, 12 Old Bridge Road, Cedar Grove, NJ 07009. PERIODICALS MAIL POSTAGE paid at Cedar Grove, NJ 07009 and at additional mailing offices. Copyright 2003 by **MODERN DRUMMER Publications, Inc.** All rights reserved. Reproduction without the permission of the publisher is prohibited.

EDITORIAL/ADVERTISING/ADMINISTRATIVE OFFICES: MODERN DRUMMER Publications, 12 Old Bridge Road, Cedar Grove, NJ 07009. Tel: (973) 239-4140. Fax: (973) 239-7139. Email: mdinfo@moderndrummer.com

MODERN DRUMMER welcomes manuscripts and photographic material, however, cannot assume responsibility for them. Such items must be accompanied by a self-addressed, stamped envelope.

SUBSCRIPTIONS: US, Canada, and Mexico \$34.97 per year; \$56.97, two years. Other international \$41.97 per year, \$79.97, two years. Single copies \$4.99.

SUBSCRIPTION CORRESPONDENCE: Modern Drummer, PO Box 480, Mt. Morris, IL 61054-0480. **Change of address:** Allow at least six weeks for a change. Please provide both old and new address. Toll free tel: (800) 551-3786.

MUSIC DEALERS: Modern Drummer is available for resale at bulk rates. Direct correspondence to Modern Drummer Retail Vision, 2 Maple Street, Suite 6, Middlebury, VT 05753, (800) 381-1288.

REPRINTS: For reprints contact Heather Osborne at PARS International Corp., tel: (212) 221-9595, ext. 333, fax: (212) 221-1468, heather@parsintl.com, www.magreprints.com.

INTERNATIONAL LICENSING REPRESENTATIVE: Robert Abramson & Associates, Inc. Libby Abramson, President, PO Box 740346, Boyton Beach, FL 33474-0346, abramson@prodigy.net.

POSTMASTER: Send address changes to Modern Drummer, PO Box 480, Mt. Morris, IL 61054.

MEMBER: Magazine Publishers Of America, National Association Of Music Merchants, American Music Conference, Percussive Arts Society, Music Educators National Conference, Percussion Marketing Council, Music Magazine Publishers Association

MODERN DRUMMER ONLINE: www.moderndrummer.com

PRINTED IN THE UNITED STATES

GOT THE DANCIN' DEVILS IN 'EM.

NEW RELEASES

THE NEW K CONSTANTINOPLE RIDES

That's what they used to say about the great Ride cymbals. The ones you think of whenever you listen to Art, Philly Joe, Tony, Roy and Elvin. The "classic K Zildjian sound." For decades, drummers have sought out and coveted it. We replicated it with the first generation of Constantinople's. Now come six spanking new Rides. Each one is a further refinement of that same vintage K sound. Play a new Zildjian K Constantinople Ride and make those devils dance!



The NEW K Constantinople Rides

LOW **MT** 20 22

HIGH **MT** 20 22

HIGH **T** 20 22

PRODUCT EXTRAVAGANZA



My mom has threatened to cancel my subscription to *MD*, because of all the drooling I've been doing over the incredible array of new products in your June Product Extravaganza. When she bought me an entry-level kit and some sticks two years ago, I don't think she had any idea what she was getting us *both* into. What a way to see what the drum industry has to offer!

Bill Maalstrom
Minneapolis, MN

First you dedicate most of your May issue to drum technique, for those of us who can't get enough exercises to practice. Then you dedicate most of your June issue to all the exciting new products on the market, for those of us who can't get enough new gear to ogle. What's next...a swimsuit issue?

(On second thought...Kenny Aronoff in a thong? Maybe not.)

Keep up the great work!

Ed Arambola
New York, NY

In the June issue Product Extravaganza, Drum Solo is said to specialize in stave-shell snare drums. This is incorrect. We use a segment design for our snares. Both "stave" and "segment" are technical terms used within the woodworking industry.

They have been used interchangeably within the drum industry, often incorrectly.

While the terms have deeper meaning, it can be broken down rather simply. A stave-style drum has blocks of wood running vertically, like those used in conga drum and barrel construction. A segment-style drum has blocks running horizontally, around the circumference of the drum. These segments interlock, like in a brick wall, giving the drum its strength.

I hope this explanation helps to eliminate the confusion among drummers regarding the different styles of drums.

Greg Gaylord
Drum Solo

THANKS TO ADRIAN

I'd like to express my thanks to Adrian Young for mentioning my name in the *Quick Beats* item in your June issue. Something like that has never happened to me before within the drum community, so it means a lot to me. Thank you very much.

Lez Warner
The Cult
via Internet

SHANNON LARKIN

Thanks for the great article on Shannon Larkin in your June issue. I didn't know too much about Shannon, but after reading the interview, I must give credit where it's due. He certainly sounds great on the new

Godsmack album.

I also enjoyed all of the technical/equipment info in the article. I've been playing drums for about nine years, and I've never heard of the "cottonballs inside the floor toms" technique. I plan on trying it soon. Thanks again, and keep rockin', Shannon.

Nic
via Internet

METALHEADS UNITED

I want to thank Jeff Perlah for his contributions of death-metal reviews to your *Critique* department. Sure, sometimes death metal drumming seems more of an olympic event than an art. But it *is* an art, nonetheless. Thanks to Jeff, more people might pick up recordings like Strapping Young Lad's *SYL* [reviewed in the June issue] or Opeth's *Deliverance* [reviewed in the May issue] and realize that beneath the hair and tattoos lies a drummer who has spent years devoting himself to a craft he loves. Thanks for sharing the spotlight with all forms of metal.

Eric Willcutt
Camdenton, MO

I was very impressed when I saw the *Backbeats* article on the drummers from the ProgPower festival in your May issue. I know that your magazine covers drummers from around the world, and I know you cover metal drummers at times (even though it's usually "flavor of the month metal drummers" mainly from America). But to cover the drummers who play the type of music I love to listen to was *very cool*.

A lot of these drummers (and their bands) are very underrated. Fortunately for US fans, Europe has kept this style of metal alive and well. To have a festival like this in the US is awesome. I was there, and I witnessed some great music and musicianship. Thanks again for your coverage.

Dave
via Internet

THE KID IN THE CANDY STORE

This is in response to Adam Budofsky's *The Kid In The Candy Store* editorial in your June issue.

I've played bass for over thirty years,

THANKS FROM DON

I am acknowledging the beautiful Editors Achievement Award plaque and lovely letter sent to my beloved Don, who at this time is very ill and unable to write to you himself. When I showed them to him, he was deeply touched—and, as usual in his humility, curious as to what he has done to deserve the honor.



Thank you for affording Don a smile and a wonderful validation of the work he so loved.

Mrs. Terry Lamond
Orlando, FL

THANKS FROM EVELYN

I would like to thank all those who nominated me for a *Modern Drummer* Readers Poll award this year. Your support is immensely appreciated, and indeed it gives me the impetus to continue exploring and expanding and sharing the world of solo percussion. Thank you all very much.

Evelyn Glennie
Upton, Cambridge, England



and when I turned forty three years ago, my wife surprised me with a fretless bass. The next year, I surprised her with a five-piece set of drums for her fortieth. (She had an idea that she could be the next Karen Carpenter.) She took a few lessons, and then discovered *Modern Drummer's* Web site. Since then she's been downloading lessons and teaching herself. Meanwhile, I bought a lead guitar for my son. Next thing we knew, we had the makings of a garage band!

BASS DRUM CLARIFICATION

I would like to clarify a few points that were mistakenly printed in my article "Developing Your Bass Drum Foot," which appeared in the May 2003 issue. To begin with, [paragraph 1], my bass drum technique was developed before I wrote my book, *Bass Drum Control*.

During the past ten to twelve years, I've done extensive teaching of my technique. I've come to the realization that three of the things that were mentioned in the article (which was excerpted from a 1989 version) do not work well. They are:

1. Paragraph 2. Using the toe instead of the back of the toes or ball of the foot doesn't give enough control.

2. Paragraph 2. I said that lifting the heel to 1" was okay. However, I've since found that 1" is actually too high. It makes it harder to bring the beater back. There should be only the slightest lift, and there should be no actual movement of the front part of the foot. Just lift the heel a little off the board.

Also, the speeds required for the heel lift that were mentioned are too slow, and make it awkward to lift the heel. The ideal speeds for starting the lift are:

- 8th-note exercises: quarter note = 180
- Triplet exercises: quarter note = 125
- 16th-note exercises: quarter note = at least 100

3. Paragraph 3. "Work on building speed as you get more familiar with it, and bring the beater back at first." This is incorrect. The beater is brought back on every beat.

In the 1989 and 1998 editions of my book I wrote, "The heel could be up the whole time." I have found that this defeats the purpose of the technique, which is to rest the leg by keeping the heel down until a lift is necessary. I think I must have said that to appease all of the heel-up crazy drummers!

Colin Bailey
via Internet



From the lessons my wife downloaded from your site, I've also taught myself to play the drums. I've lost weight and waistline inches, and took 100 points off my cholesterol level. I feel better than when I was thirty. I've become a rudimental nut, practicing Sundays through Wednesdays. Then I jump back on the bass to play with my wife and son.

We've since expanded the kit to a nine-piece with a double kick pedal and nine cymbals. (Talk about kids in a candy store!) When we get home from work, it's a race to see who can get to the drum throne first.

I'm writing this letter to tell all the people who write your education columns that they are the most influential aspect of my learning to drum. I'm amazed at how much I've learned in three short years—and at how much there is still to learn. Thanks!

Walt Cannon
Walterville, OR

TRANSCRIPTION MACHINE

In addition to the information about transcription machines offered by John Riley in your June *It's Questionable* department, I have the following suggestion. I've been using the Superscope PSD230 for transcription for quite some time now. It's a CD player that enables you to change the key and tempo independently from one another, and also has a helpful vocal eliminator function. You can set up a loop of a tricky section and repeat it, and you can also use a foot pedal for start and stop. Superscope's PSD300 has the same functions and adds an onboard CD burner. Check out www.superscopetechnologies.com.

Mike Gross
Peekskill, NY

HOW TO REACH US

Correspondence to
MD's Readers' Platform may be sent by mail:
12 Old Bridge Road, Cedar Grove, NJ 07009,
fax: (973) 239-7139,
or email: rvh@moderndrummer.com.

OOPS!

The phone number for Drum Workshop that appeared on page 30 in our June Product Extravaganza is incorrect. The correct number is (805) 485-6999.

The photo of Terry Bozzio that appeared on page 62 of the July issue was inadvertently not credited. The shot was taken by Dionne Lewis.

Did You Know?

Yamaha has been creating handcrafted drums since 1967.

DK?

Yamaha's high end drums are made by the hands of 60 craftsmen in a small factory in Japan.

Some of the world's best DRUMMERS know.

YAMAHA DRUMS
Exceed Expectations.

our commitment to detail and precision continues...

Zildjian K Dark Crash

Q I have a few questions about the first series of American K Zildjians—specifically the Dark Crash. I recently got a used 18" K Dark Crash that I'm pretty sure is from the 1980s. It has a mysterious, low-pitched crash sound, and it makes a great left-side ride as well. During what years was this first series of American Ks produced? At what point did the "Dark Crash" model split into the "Dark Crash Thin" and "Dark Crash Medium-Thin"? Was the basic Dark Crash discontinued after these two different weight designations were introduced?

Most importantly, was 19" a standard size in the first generation of Dark Crashes? I'd love to find one from that era in that size.

Paul Corio
New York, NY

A Zildjian director of education John King responds, "The first American-made K Zildjians were introduced in 1981. Initially only a limited range was offered, in order to provide general "sound color" options to the marketplace. The K crash cymbals at this time were in 16", 18", and 20" sizes, all designated 'Dark Crash.' They were produced in a medium-thin weight category, which allowed for good crash projection as well as excellent crash-ride potential.

"Additional models were added to the K line in 1984. These included 15" and 17" crash sizes. Though they were also designated 'Dark Crash,' they were actually a thin weight.

"It was not until 1990—when all the K crash model designations that are known today came into being—that the first 19" sizes were introduced. These cymbals offered 16", 17", 18", and 19" sizes in the 'Dark Crash thin' and 'Dark Crash medium-thin' weight categories, and 14" and 15" sizes in the thin weight alone. The simple 'K Dark Crash' designation was eliminated at that time.

"So there never was a 19" size in the first generation of Dark Crashes. In 2002, Zildjian 're-introduced' the K Zildjian line when it incorporated new techniques in hammering and lathing. The closest equivalent to what you're looking for would be today's 19" K Dark Crash medium-thin."

Odd Time Drum Programming

Q I have a Roland DR 770—supposedly a top-of-the-line drum machine. But I don't think it has the capability to program odd time signatures that change frequently—like 7/8 to 4/4 to 11/16—while maintaining some flexibility with tempos. One really only has control over the basic number of beats—that is, the numerator but not the denominator, if you view the time signature like a fraction.

I tried to program 7/8 to 4/4 by using 7 for the 7/8 part and then 8 beats for the 4/4. But the tempo stops at 260 bpm, so I couldn't get the patterns up to tempo. (I was limited by the 7/8 section.) The 4/4 section maxed out at 130. I imagine this is not a new problem. Any ideas?

Mark Feldman
New York, NY

A We referred this question to Rick Long, MD expert on electronic drumming equipment and technical issues. Rick responds, "I find that while

drum machines and electronic drum modules do have some programming capabilities, the best way to solve this problem is to "think outside the box" and get into MIDI sequencing. The DR 770 has MIDI IN/OUT ports that allow you to connect the machine to your computer, using a low-cost MIDI adapter cable that fits in the joystick port of your soundcard. Using a computer program like Cakewalk Homestudio (\$150 and very capable), you can input your rhythm patterns and have as many time signature and tempo changes as you want. Once you connect the DR 770 (or any drum module) to a computer, you dramatically expand the programming capabilities.

"If you haven't used MIDI before, look for an introductory seminar at your local music store. Or, do like I did and ask your musician friends about it. You won't have to look far before you find someone who is knowledgeable about MIDI and willing to help get you started."

Antique Drum And Pedal

Q I've owned these two rare items since 1982. I bought them from a local, very small antique store in Southern Maryland. The bass drum has the following information on the inside of the shell: "Robt. C. Kretschmar, 136N. 9th St., Philadelphia. Importers of fine musical instruments."

The pedal is a total mystery. There are no markings of any kind on any surface. It is, however, extremely efficient in its mechanics. I hope you can help me identify these items.

Gary Binge
via Internet

A MD drum historian Harry Cangany replies, "The pedal was the Handy model, which was widely available in the early part of the 20th century. One beater hit the bass drum and the smaller one hit a cymbal located at about floor level and mounted vertically. The pedal's price at about the time of World War I was \$2.25.

"The hardware on the bass drum suggests that the drum was manufactured by Chicago's Lyon & Healey, for sale by the dealer whose name is inside. L&H ended drum production by 1918. But that's an educated guess. There were literally hundreds of small



A Teaching Curriculum

QI've been a professional touring drummer for ten years. I have a wide knowledge of drumming techniques and practices (largely due to your publication).

There is currently no drum instructor in my community. I would deeply love to share what I have learned. The problem I have stems from the fact that I am a beginner as an instructor, and I have no curriculum to follow. I do, however, have experience within the teaching field from being a teacher's assistant. What do you recommend to get me started as a drum instructor?

Trevor L. Handford
Portage La Prairie, Manitoba, Canada

AOur opinion about any "teaching curriculum" is that the best teachers are those who teach what they know. Enthusiasm and a willingness to share with others are the main ingredients. It's relatively easy to obtain appropriate books and other materials to use as "texts." Browse the Web sites of Warner Bros., Alfred, Hal Leonard, Mel Bay, Carl Fischer, and other producers of drumming texts, videos, CDs, etc. Find materials that support the playing you do (keeping the idea of levels—beginner, intermediate, and advanced—in mind). Then create your own curriculum. As you work with students, anything that you're *not* offering and that they want will naturally come up in the lessons—as long as you encourage their input. If you remain flexible, your curriculum will evolve naturally.

Non-Transparent Vistalites

QDid Ludwig ever make Vistalite drums that were not transparent? If so, what colors were offered?

Butch Gooch
Creedmoor, NC

ALudwig's Jim Catalano answers, "Back in the 1970s, Ludwig did manufacture Vistalite shells in solid black and white, in addition to the see-through Vistalites in clear, smoke, red, blue, green, yellow, and amber. These were incorporated in the Vistalite series as solid color outfits, and also as part of the Rainbow Vistalites. These used various patterns, including three- and five-band rainbow, spiral, two- and three-band swirl, and vertical bar. Vistalite was a popular series in the 1970s, but production costs and other problems led to their being discontinued in the early '80s.

"In 2001, Ludwig reintroduced a limited edition of clear Vistalite drums. In mid 2003, Amber Vistalites will be offered in a special ZEP Set design to honor legendary Led Zeppelin (and Ludwig) drummer John 'Bonzo' Bonham."

Scratches In A Lacquer Finish

QI've recently bought a new kit with a lacquered finish. It sounds and looks great, but up close, under a bright light, there are many super-fine scratches that almost appear to be under the surface. The color is a dark fade, which may help to show up these scratches. Is this a common feature in lacquered finishes? And is there any way of safely removing these scratches?

Craig Dowling
Victoria, Australia

AWe forwarded your inquiry to Mark Ross of MRP Custom Drums. He is a skilled drum craftsman who specializes in paint finishes. Here's his reply:

"Minor scratches should not be common, providing a good paint job was applied to start with. You're onto something when you say that the darker color seems to make the scratches show up more under bright light.

"There are two approaches to this problem. Since you're from Down Under, I'm not sure what cleaning materials are available to you commercially. You may need to adapt my suggestions to comparable local products.

"1. Try using a car wax (liquid or paste wax is real good) that has *no cleaners* in it. (It must say 'no cleaners' on the bottle.) Waxes with cleaners actually have a tooth-paste-type mild abrasive that will only give the drum a frosted hazy gloss. The best wax would be one designated for darker color paints. Zymol is one that happens to be terrific on dark colors; we always reach for it when we put the final hand wax on the dark-colored drums we make for our artists. This alone will probably yield some acceptable results. But if not....

"2. Do all of #1, *after* doing this: Get a chemical referred to as Hand Glaze. It's made by 3M and several other manufacturers. Apply the glaze to an ultra-soft cloth (*not* to the drum), and rub from side to side in cross-sectioning patterns until the glaze almost disappears. Wipe off any dried or leftover glaze from the drum with another ultra-soft clean cloth.

Did You Know?

Yamaha drum hardware is engineered and manufactured in the Yamaha motorcycle factory.

Yamaha's design team was the first to create the hideaway cymbal boom arm, locking hi-hat clutch, and ball joint tom mount that rotates 360 degrees.

Some of the world's most influential DRUMMERS know.

YAMAHA DRUMS
Exceed Expectations.

our commitment to detail and precision continues...

continued on page 16

Absolute *Maple* Nouveau



Nouveau Lug Casing

This revolutionary "quick release floating lug" makes changing heads quick and easy. The lug casing hooks onto the nodal point bolts of the shell, eliminating any direct contact between the lug casing and the shell.



Aluminum Die-Cast Hoops

These lighter and stronger hoops add superior sustain for more consistent tuning.



tommy aldrige
whitesnake

blair j.d.
shatina twain

herbie hancock
terri lyne carrington

tribal tech
kirk covington

latte show with dave lupatkin
anton fig

russ kunkel
james taylor

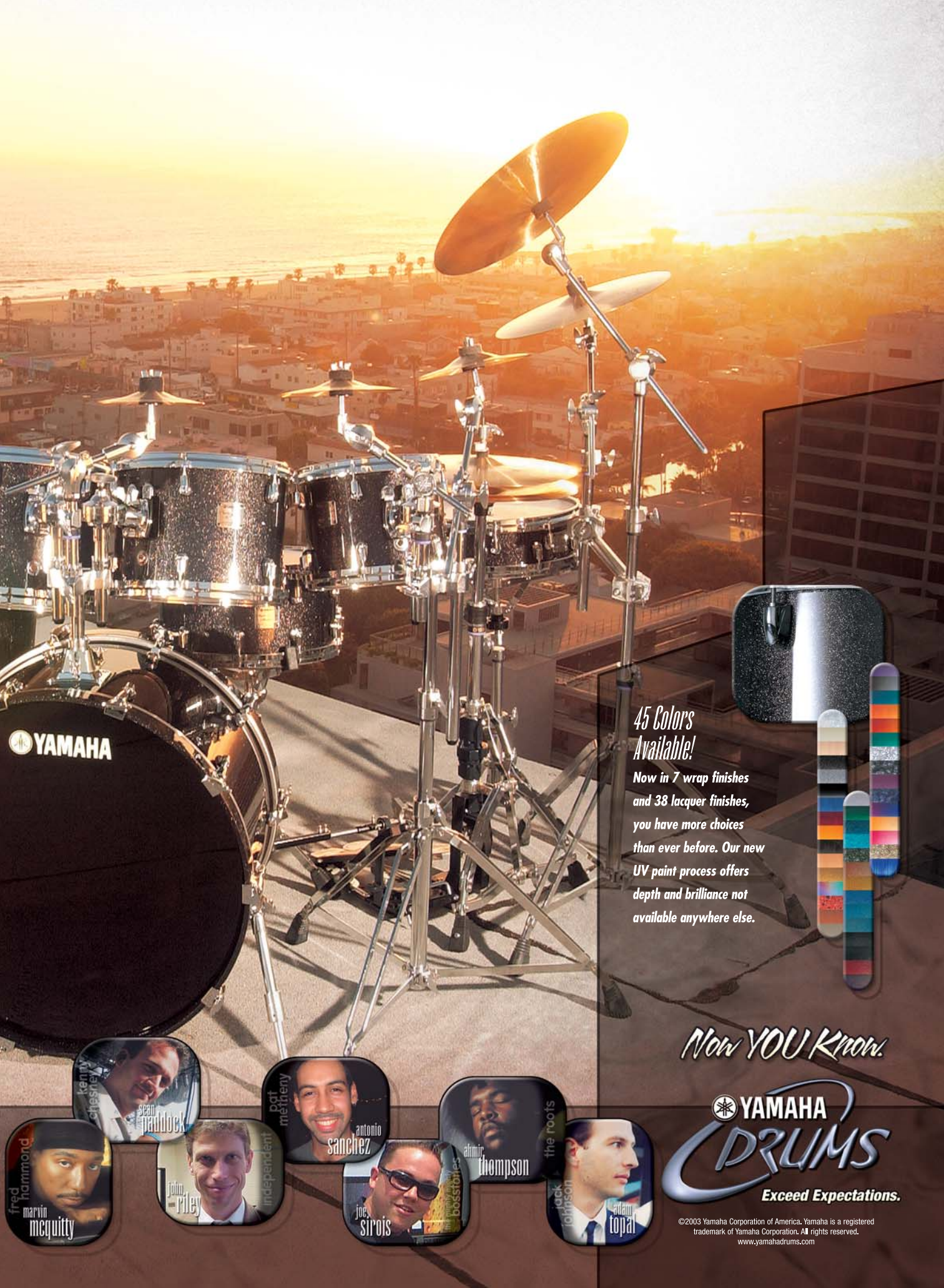
marcus taylor
yellowjackets

stevie wonder
gerry brown

will champion
coldplay

boomish
zach lizier

gregory hutchinson
dianne reeves



45 Colors Available!

Now in 7 wrap finishes and 38 lacquer finishes, you have more choices than ever before. Our new UV paint process offers depth and brilliance not available anywhere else.

Now YOU Know.

YAMAHA
DRUMS
Exceed Expectations.



©2003 Yamaha Corporation of America. Yamaha is a registered trademark of Yamaha Corporation. All rights reserved. www.yamahadrums.com

istanbül

Mehmet Handmade cymbals from Turkey.



This melody will continue for ever !...

series
RADIANT

New Series

Murathan



www.istanbulmehmet.com

Distributor in U.S.A.
www.universalpercussion.com

It's Questionable

continued from 13

"This process fills in and makes the scratches disappear. In fact, you'll probably be so impressed with the results that you might want to stop right there. However, although the glaze does the 'filling of the scratches' trick, it provides no wax protection. You have to add step 1 to get that protection. This two-part routine will work wonders on *any* paint finish—and on some wraps as well."

Installing New Snare Wires

QI'm struggling when it comes to installing/tying new snares onto my drum. Can you help me?

Gregg Rosenthal
via Internet

AHere's the best system we know of when using snare cord (as opposed to tape strips):


1. Turn the drum upside down, and center the snare unit on the bottom head.
2. Run the snare cord from one end of the snare unit to the snare butt on the side of the shell, making sure that the cord is centered so you have the same amount on each side. Install the cord to the snare butt securely. We recommend that you wrap the cord ends once around the butt, and then tighten the screws to secure the cord.
3. Carefully turn the drum over, holding the snare unit in position as you do.
4. Turn the snare throw-off to the "snares off" position. Turn the tension knob so that the throw-off is about half-way between all the way up and all the way down.
5. Run the snare cord from the other end of the snare unit to the attachment points of the throw-off. *Don't* pull the cord completely taut. Just bring it up to the string equivalent of a nut that's "finger tight."

Depending on the construction of the throw-off, we again recommend one turn around the bracket itself, using whatever holes or slots are available. Then tie the cord in a square knot. If there is enough slack in the cord, tie another knot on top of the first one.

6. This should give you a point from where the snares can be tightened or loosened by the tension knob according to your needs. If you find that you can't get the snares tensioned tightly enough, drop the throw-off, untie the knots, and re-tie them a little more tightly to begin with. Conversely, if you find that you can't get the snares all the way off when you turn to the "snares off" position, re-tie the cord a little more loosely.



Time for a change?



your wires is perhaps the quickest, easiest and cheapest way to improve your drum. In fact, a good set of wires will optimize just about any drum for well under 50 bucks— way less than the cost of buying a decent snare drum at the local shop. Plus, recent advances in the design and manufacture of snare wires, have provided players with higher quality as well as a wider range of tonal and performance options, like those shown in the following charts.

We're changing the world.

Through extensive research and development, Puresound— the snare wire specialist— has discovered how the alloys, coils, spacing, weight, length, position, quality and consistency of the individual wires determine the performance of the snares. This knowledge has resulted in many of Puresound's innovations, such as:

- **Premium-grade materials and manufacturing methods.** Puresound wires are precision crafted to outlast and outperform standard wires. They're made in the U.S.A. and so durable they come with a limited six month warranty.

- **Specially formulated alloys.** Puresound alloys are more active and require less strands and less tension than conventional wires. They provide superior tone and response in applications from jazz (loose) to rock (medium) to hip-hop (tight) without ever choking the drum.

- **Heavy-gauge, copper end clips.** Every Puresound wire is hand-soldered to a strong, sturdy and stable copper end clip— holding the wires firmly and evenly against the surface of the head and ensuring overall uniformity and consistency.

- **Unplated wires.** The brilliant tone of Puresound wires is enhanced by a light coating of protective sealant.


So, strap on a new set of Puresound snare wires and unleash the power of your drums. Check out the full selection of sizes and styles at your favorite dealer today. Hey, isn't it about time for a change?

We've all heard the saying "If it ain't broke, don't fix it". And, while that's true in most cases, there are some things in life that actually need to be replaced before they completely wear out. Stuff like sox, underwear, engine oil, air filters, guitar strings, drumheads and snare wires. Yeah, snare wires. If you think snare wires can't make much of a difference in the sound and performance of your drum, think again.


You probably know that snare drums play a vital role in every type of modern music but did you know that the wires affect pretty much everything a snare drum does? Although the quality and condition of the shell, bearing edge, snare bed and heads are certainly essential elements in creating the snare drum's powerful, penetrating sound, the wires have a huge influence over a drum's sensitivity, response, articulation, tone, decay, attack, frequency, projection and character, too.

Change is good.

More importantly, whether you do it for increased performance, a better sound, a different sound or all of the above, changing




| weight | light | medium | heavy |
|------------------|-------------|--------------|-----------------|
| tone | dark | medium | bright |
| frequency | low | mid | high |
| sensitivity | high | medium | low |
| strands | 16 | 20 | 24 |
| activity | relaxed | medium | active |
| decay | wet | mid | dry |
| sensitivity | high | medium | low |
| coil type | long | short | offset |
| articulation | minimum | maximum | medium |
| spread | wide | tight | moderate |
| activity | relaxed | active | medium |



Stephen Perkins



Gerald Heyward



Peter Erskine



Carter Beauford



Stanton Moore



Jim Keltner

Puresound Percussion
www.puresoundpercussion.com

Stanton Moore photo by Dwight Marshall • Peter Erskine photo by Karen Miller

puresound
 the snare wire company

Adrian Young Gets Simple

Q The first time I heard your single “Hellagood” I was blown away by the four-on-the-floor simplicity of the track, beginning with the decidedly un-flashy four-bar intro. Knowing how band drummers are sometimes replaced by studio drummers for recording, I must ask: Is that you on the track? If so, congratula-

tions on a masterpiece of recorded music. The groove never wavers, and it’s so funky and fun to listen to.

Please describe your setup, the miking techniques used to record the track, and any other information on how you got the sound that makes this track so incredible. Thanks for the music.

Joe
Las Cruces, NM



A Joe, thanks for noticing this track. Basically, the idea was to get the drum sound from “Another One Bites The Dust” by Queen. What was cool about the Queen recording was that it was so dry and thick-sounding. To achieve this, we put a bunch of tape and other muffling on a 6½x14 OCPD snare drum, so that the drum had zero resonance. This sound technique is different for me. As you can probably notice, I never hit a tom-tom or a ride cymbal in the entire song. That’s another unique approach for me. The microphone placement was pretty standard.

Being replaced by a studio drummer has never happened to me. I’ve played every single song on all of our records. Thanks for your interest.

Raymond Herrera On Bass Drum Sounds

Q I’m obsessed with recreating the bass drum sound that enriched Fear Factory’s *Digimortal* album. Your bass drum attack and sound set a standard not only for extreme metal players but for all types of double bass players. What type of drums, heads, beaters, triggers, and mic’s could I use to duplicate that sound?


E.J. Hayden
Chicago, IL

A Thanks for the kind words, E.J. On that recording I used Tama Starclassic Maple drums, Attack drumheads, ddrum triggers, AKG d112 mic’s, and DW 5000 pedals with the beaters reversed so that the plastic sides hit the heads instead of the felt sides. I also recommend the Danmar kick pads with a plastic insert disk. They go for about \$5 and stick onto the actual kick drum head. When the plastic beater hits the plastic disk within the pad, it produces a high-end click. This has a lot to do with the definition of the kick drum sound, especially when you get up to 220 bpm on your kick drums.

As for the other elements: The sound is a blend of triggered digital sound and natural sound captured by the mic’. If you take a natural kick drum sound and layer it with three or four digital kick drums, you get a sound that is very full.

I usually use my natural kick drum sound as a foundation, and then add samples to create the rest of the sound I’m looking for. For instance, if I love the kick drum sound I have now, but feel

that it needs more attack, I can go through sound libraries or drum-machine sounds to find a sound that has that element in it. By layering that with my natural sound, I have that same sound but with the additional attack element in it. I just continue this process until I have exactly what I want. Good luck!



Ian Paice's One-Handed Roll

Q I saw you perform with Deep Purple here in New Jersey last summer. It was great to hear such classics as "Speed King," "Black Knight," "Highway Star," and "Hush." What a great show!

During your drum solo (which was awesome), you did what appeared to be a one-handed snare drum roll. You raised up your right arm, and with your left hand you proceeded to play quarter notes, then 8ths, then 16ths, then 32nd notes pretty fast. I was floored.

I believe that was all you alone, without any tape machines or doubling devices. So was it live and not Memorex? And how did you get that *fast*?

Tom Lyons
via Internet

A Ah yes...the one-handed drum roll. Every note you heard is a downstroke—no tapes, no machines, no cheating. To achieve this you must have three things:

1. The control to keep your hand in precisely the correct place in relation to the drum.
2. The strength to generate the power to create enough volume to make it impressive.
3. The secret.

The first two you can acquire through practice. The third you will have to figure out for yourself. Sorry. (Hey, David Copperfield doesn't give away *his* stuff.)

I first saw the one-handed roll done by the great Buddy Rich, many years ago. But it was so far beyond me that I never even bothered to try to work it out. Then a few years ago I was invited to play at the Modern Drummer Festival, where I saw a superb drummer named Mike Mangini for the first time. He was doing it, and that sparked my interest again. Mike was using it within the rhythm he was playing. I just thought it would be

great to make a "volume" feature in a solo out of it.

If you work it out, you'll find that to play it at volume gets *very* painful, since all the power is created by the joint of the first finger. I'm glad you enjoyed the show. Good luck.



Alex Solca

Repeat Bar

A Classic Quote From MD's Past

"When you're playing pop music, nine times out of ten you're playing 2 and 4—just laying it down. I'm trying to find *different* ways of doing that without losing that feel."

Matchbox Twenty's **Paul Doucette**, December 2000 *MD*



James Minchin

Would you like to ask your favorite drummer a question?


Send it to Ask A Pro, Modern Drummer, 12 Old Bridge Rd., Cedar Grove, NJ 07009.

Or you may email rvh@moderndrummer.com.


We will do our best to pursue every inquiry.




The best artists
ONLY
PLAY
the finest sticks.




SIMON PHILLIPS
TOTO
Simon Phillips Autograph Model
(American Hickory, TX707, Wood-tip)



JIM CHRISTIE
LUCINDA WILLIAMS
American Hickory, TX2B, Wood-tip



BLAKE PLONSKY
AMEN
American Hickory, TX5A, Wood-tip




pro-mark

The World's Finest Sticks™
promarkdrumsticks.com

© 2003 Pro-Mark Corporation. We use only non-endangered wood.

Aerosmith's Joey Kramer

Loop This Way



Aerosmith's Joey Kramer has a new endeavor. It's called *Aerosmith's Joey Kramer—Drum Loops And Samples*, which is fairly self-explanatory, except that Kramer says there are some special features.

"There are two CDs," Joey says. "One was recorded dry and the other wet [ambient—with room mic's]. On the dry one, you can add your own effects to it. There are about four hundred fifty drum beats or loops. About twenty-five of them are Aerosmith-related, and the rest of them are just me. A lot of the beats have different variations so that they can be used for different parts in a song.

"What I think sets this apart from what's already on the market," Kramer

continues, "is instead of just being one bar of every loop, I put enough on there so a bit of a swing is established. There's enough so that it feels good, like a real human being. Also, the way it's recorded, it can go right to a record. We purposely didn't master it, so that if it's used on a record, it can be mastered with the record. I really think this is a tool for anyone from a kid making demos in his bedroom to a hip-hop producer to a drummer who wants to learn new beats."

Even the artwork on the CD has special significance to Joey. It's a dragon's tail from a print that he bought about thirty-five years ago. "I've always wanted to do something with it," he says, "but never had the opportunity until now."



Philosophically, Kramer has worked through the idea of “giving his drumming away.” “At first I wasn’t that crazy about it,” he admits. “My initial reaction was, Why should I make my drumming so easily accessible, especially after so many years of work? But after getting past the egotistical side of it, I realized it was a nice way to give back a little piece of what I’ve been able to accomplish.”


As for Joey’s main gig, Aerosmith, the band has been back in the studio recently, working on a “back to the roots” album. The band is also on the road this summer, co-headlining with KISS. For more with Joey, check out MD Web Archives at www.moderndrummer.com.

Robyn Flans



Jimmy Chamberlin

Zwan Song



When Smashing Pumpkins disbanded in late 2000, vocalist Billy Corgan and drummer Jimmy Chamberlin decided to take a year off before working together on another project. Those plans quickly changed. "After three months of complete boredom," Chamberlin recalls, "Billy asked if I wanted to go out to Salt Lake and work on some songs. I said, 'Of course!'"

Once in Salt Lake, the two unexpectedly hooked up with a long-time friend, guitarist Matt Sweeney. The trio began recording together and discovered a great chemistry. "It was a weird cosmic thing," Jimmy remembers. "We figured we should do some shows and have fun." Guitarist David Pajo and bassist Paz Lenchantin completed the lineup of a band they named Zwan. "We all shook hands and decided Zwan was going to be a long-haul thing," he says. Their debut, *Mary Star Of The Sea*, was released in January 2003.

Mary is loaded with Chamberlin's furious snare rolls and the signature percussive nuances he perfected with Smashing Pumpkins. Jimmy says his approach to drumming with Zwan hasn't changed much from that of his previous band. "When we started doing the record, Billy really wanted to make the drums a focal point—like a Keith Moon or Mitch Mitchell type of vibe. I'm playing a little more freestyle, with a bit more improvisation. It's just a looser interpretation of what I've always played."

Chamberlin and Corgan also kept the music as organic as possible. "This is the first record that Billy and I did to a click track," Jimmy admits. "But we did things like bump up the tempo a bpm for the choruses of certain tunes, something that would naturally swing the songs. In a sea of Pro Tools, it's nice to hear something that's organic and really done well."

Zwan's touring schedule kept Chamberlin on the road for the first half of 2003, as the band played extensively stateside and visited Europe and Japan. "The Pumpkins have a huge fanbase in Japan," Jimmy says. "It's cool to see a lot of them are hanging in there with Zwan. The band is still very much in the embryonic stages, but every night's show is better than the night before."

Gail Worley

Dave DiCenso

Chops From Another Mind

Boston-based drummer Dave DiCenso has been busy the past several months. He recorded eight tracks for Dream Theater guitarist John Petrucci's debut solo release, toured the States with blues-rock guitarist Johnny A, did a clinic tour with bassist Stu Hamm, and most recently performed on the smoking debut by contemporary-jazz keyboardist Hiromi, *Another Mind*.

According to DiCenso, "*Another Mind* has all kinds of feels, including way uptempo Latin, funk, drum 'n' bass, ballads, bop, and some crazy odd-time fusion sections. I definitely had to shed some of the tunes before going in. I created my parts by listening to the melodies and harmonies, then responding to them based on how they made me feel."

One of the more challenging tunes for DiCenso was the album's opener, "XYZ," which includes several time signature changes, metric modulations, and a drum solo over a vamp in 9/8. DiCenso recalls, "Hiromi told me this song, to her, represented the end of everything—so that's what I imagined when recording it."

DiCenso says that a special part of making this

record was working with Anthony Jackson and Dave Fiuczynski. "They are two of my favorite musicians," he says, "and they brought a lot to the table. We recorded the whole CD live—no overdubs—so everyone had to be connected musically, emotionally, and compositionally. I think we pulled it off nicely."

In the coming months DiCenso will be touring the States, Europe, and Japan with Hiromi to support the record. He'll also be doing a record for the hardcore band Shelter. This is no great departure for DiCenso, since he toured and recorded with NYC hardcore band Cro-Mags throughout the '90s.

Besides all of the performing, DiCenso will also be teaching at Berklee College Of Music. "I've been at Berklee for nearly ten years," he says. "I love working with students. Perhaps the thing I talk about most with them is the importance of mastering what I call the inner game. A lot of students are too focused on the outer game—technique, independence, building more vocabulary, etc.—and not focused enough on where they're meeting the music psychologically, emotionally, and spiritually. One thing I do is make them aware of



their breathing. Focused breathing can simultaneously sedate the mind and nourish the body, making it easier to manage the ego and the intellect.

"Many of the issues that students have with their drumming stem from them judging and thinking too much," DiCenso continues. "When these parts of the mind are in check, it's easier to tap into and harness one's imagination and feeling. In simple terms, the objective is to get to a place where we think very little and feel a whole lot. When this is achieved, music can be expressed purely, powerfully, and with less effort."

Mike Haid

Lucinda Williams' Jim Christie

Open To Anything

Jim Christie will play just about anything. "I love playing polkas," he says. "I'll play Norteño music all day long. I love playing straight-ahead jazz. I love playing country. I like playing *anything*, as long as it's good."

Just as quickly as he says that, though, Christie reports that he loves playing with Lucinda Williams. "I like Lucinda's thing because it enables me to do hand percussion and drums at the same time," he reports. "I can play a shaker or a tambourine with



my left hand and then play the kit with my right. I really dig that. It's been fun trying to emulate what Jim Keltner does. His approach to playing drums is so eclectic and left of center, and it's fun to go for those kinds of things."

Not only has Christie had the opportunity to interpret Keltner's recorded parts during the Williams gigs, he's also captured the spirit of the late Donald Lindley, who played on Williams' breakthrough, *Car Wheels On A Gravel Road*. "He was a great drummer and friend," Christie says of Lindley. "So I was really digging on learning his stuff. I wasn't

trying to be me in the stuff. I learned *his* vibe."

Christie had that same experience when he started a nine-year stint with Dwight Yoakam. "Jeff Donovan is a really cool drummer," Jim says, "and he has a completely different take on things. Jeff did things that I wouldn't have thought of. I think it's a fun thing to learn another drummer's style—not necessarily their parts verbatim, but how they approach things."

After a pair of tour runs, Christie hit the studio with Williams earlier this year to record the emotionally wrenching *World Without Tears*. The album bends from jazz ballads to light country shuffles to off-kilter rockers, and Christie had the opportunity to use sticks, brushes, and Pro-Mark's Broom Sticks—and even create drum loops on the tracks "Atonement" and "American Dream." According to Jim, "The cool thing about this record is that it goes a lot of different places."

David John Farinella

DRUM DATES

This month's important events in drumming history

Buddy Rich was born on September 30, 1917.

Original Average White Band drummer **Robbie McIntosh** died on September 23, 1974.

Keith Moon died on September 7, 1978.

John Bonham passed away on September 25, 1980.

Shelly Manne died on September 26, 1984.

Philly Joe Jones died in September of 1985.

On September 10, 1966, The Beatles' *Revolver*, featuring **Ringo Starr**, hits number-1

on the charts, a position it will hold for six weeks.

The week of September 28, 1968, Deep Purple (with **Ian Paice**) hits number-4 on the singles chart with their first hit, "Hush."

Fleetwood Mac (with **Mick Fleetwood**) tops the US album charts for the first time with their self-titled album on September 6, 1976.

Max Weinberg makes his TV debut as bandleader for *Late Night With Conan O'Brien* on September 13, 1993.



Happy Birthday!

- Elvin Jones** (drumming legend): September 9, 1927
- Horace Arnold** (jazz great): September 25, 1935
- Ron Bushy** (Iron Butterfly): September 23, 1945
- Gregg Errico** (Sly Stone): September 1, 1946
- Don Brewer** (Grand Funk Railroad): September 3, 1948
- Martin Chambers** (Pretenders): September 4, 1951
- Neil Peart** (Rush): September 12, 1952
- Zak Starkey** (The Who): September 13, 1965
- Ginger Fish** (Marilyn Manson): September 28, 1965
- Robin Goodridge** (Bush): September 10, 1966
- Stephen Perkins** (Jane's Addiction): September 13, 1967
- Tyler Stewart** (Barenaked Ladies): September 21, 1967
- Brad Wilk** (Audioslave): September 5, 1968
- John Blackwell** (Prince): September 9, 1973

Breaking Benjamin's Jeremy Hummel

Solid Foundation

"I'm not the guy out front putting on the show," says Breaking Benjamin's Jeremy Hummel. "I'm the guy in the back, laying the foundation so that all the parts can build on top. I look at playing drums like conducting an orchestra."

Hummel formed Breaking Benjamin with vocalist/guitarist Ben Burnley. After they snagged their two bandmates from another band, things started to happen. A local DJ from Wilkes-Barre, Pennsylvania backed the band financially, allowing them to record a five-song EP. They eventually got signed to Hollywood Records, and their career took off with their first single, "Polyamorous." The key to Breaking Benjamin's sound is an aggressive rock attitude that firmly holds onto substantial musicianship.

Hummel and Burnley wrote all the songs on the band's debut album, *Saturate*. Burnley would bring in a riff, and then Hummel would build a drum part around it. The combination led to an album full of songs that are rhythmically diverse.


Hummel says he strives to create drum parts that serve the song *and* are interesting from a drumming perspective. "That's why 'Natural Life' is so cool," he says. "It lets me go off, but what I do also works for the song."

Hummel names a range of drumming influences, including Stewart Copeland and

'80s bands like Def Leppard. As a young drummer, Hummel worked on his timing, playing along with records. He says Copeland's style encouraged him to explore more sophisticated hi-hat playing.

Finally, Hummel points to one more influence: "When I was growing up, I was a big fan of The Allman Brothers," he says. "I would play along to *At Fillmore East* and try to do both drummers' parts. Though I wouldn't do anything in the studio that I can't do live, my constant quest is to play something that would work with two drummers."

Harriet Schwartz



Josh Freese, Steve Ferrera, and Abe Laboriel Jr. are on Kelly Clarkson's premier offering, *Thankful*.

Chad Gracey is on the latest disc from Live, *Birds Of Prey*.

Jim "Soni" Sonefeld is back with Hootie & The Blowfish on their new self-titled CD. It's their first disc of new material in four years.

Denny Weston Jr., Abe Laboriel Jr., and Kenny Aronoff are on Lucy Woodward's *While You Can*.

Beaver is on New Zealand band The D4's debut, *6Twenty*.

John "JR" Robinson has been busy. He's on new discs by Toby Keith, Clint Black, Wynonna, Paul Anka, Yazawa, and Michael Buble. (Go to www.JohnJRRobinson.com for more.)

Todd Hennig is on Death By Stereo's new album, *Into The Valley Of Death*.

Buddy Williams is on Janis Siegel's *Friday Night Special*.

Check out **Sly Dunbar** on a re-release of *Anthem* by Black Uhuru.


Danny Seraphine can be heard on the re-release (with bonus tracks) of *Chicago XIV*.

Horacio "El Negro" Hernandez is on Michel Camilo's *Live At The Blue Note*.

Alvino Bennett has recently been working with Jason Sinay and Dave Mason.

Ralph Humphrey is on a new recording by Babaganoush.

Jeremy Stacey is on the majority of Robbie Williams' new CD, *Escapology*. **Chris Sharrock** is on three cuts, and **Steve Ferrone** is on one.



Ian Wallace has released his solo album *Happiness With Minimal Side Effects*. You can hear even more from the drummer on *Ladies Of The Road*, a double-disc collection of live material from one of King Crimson's least-documented lineups.

Darryl White is on Tab Benoit's new CD, *The Sea Saint Sessions*, and also on a live recording by Benoit and Jimmy Thackery, *Whiskey Store*. Also drumming on the live disc is **Mark Stutso**.

Wally "Gator" Watson has been working with Wilson Pickett, The Duke Ellington Orchestra, The Cab Calloway Orchestra, and Sandra Reeves Phillips, and can be heard on a CD called *A Trio Of Four* dedicated to The Lionel Hampton Quartet.

Ricky Sebastian is on Los Hombres Calientes' latest disc, as well as a CD featuring Phil Woods and Herbie Mann.

Terry Santiel is on tour with Justin Timberlake.

Mike Clark and **Bill Summers** are on The Headhunters' new *Evolution Revolution*.

Steve Barney is currently on tour with Annie Lennox. He has a Web site (www.stevebarney.com) that shows the drummer working with Jeff Beck on the guitarist's upcoming album.

Walfredo Reyes Jr. is on tour with Steve Winwood.

Peter Wilhoit is touring with Fiction Plane in support of their new release, *Everything Will Never Be OK*.

Steve Goulding (The Mekons) is on Megan Reilly's *Arc Of Tessa*.

Chris Deaner (+/-) is on *Put Danger Back In Your Life* by Folksongs For The Afterlife.

Dave Mattacks can be heard on recordings by Susan Tedeschi, Chip Taylor/Carrie Rodriguez, Emory Joseph, Juliana Hatfield, and Kate Pierson/Graham Parker/Bill Janovitz, on Super Genius's debut CD, and on John Sayles' *Sunshine State* film soundtrack. Mattacks will also be touring this fall with Mary Chapin Carpenter.

Alex Acuña & Eva Ayllón have released *Los Hijos Del Sol* featuring Paquito D'Rivera, Wayne Shorter, and Ernie Watts.

Boston jazz drummer **Brooke Sofferman** can be heard on two recent releases, Jacques Chanier Trio's *Quilt* and Abby & Norm Group's *Melodic Miner's Daughter*.

Max Roach & Abdullah Ibrahim's completely improvised *Streams Of Consciousness 1977* duet album has been reissued on CD.

Scotty Irving's Clang Quartet has released another unusual and thought-provoking amalgam of drums, electronics, found sounds, and spoken word passages with *The Separation Of Church And Hate*.



Vinnie Colaiuta is on *Jing Chi Live*, featuring Robben Ford and Jimmy Haslip.

Scott Amendola is on *Slingshot Professionals* by Kelly Joe Phelps.

Pat Perkins is on Caustic Resin's latest, *Keep On Truckin'*.

Buddy Williams is on Janis Siegel's *Friday Night Special*.

Akira Tana is on Nancy Harrow's *Winter Dreams*.

Shawn Pelton is on Chantal Kreviazuk's latest, *What If It All Means Something*.



Simon Wright has a new DVD called *On The Road With Simon Wright*.

everything you ever wanted in a pedal

Smooth, Fast,
Adjustable & Reliable



Pictured -
G3000P Single
and
G3000DP Double

Pedals truly
worthy of the
GMS name



INTRODUCING



CARBOSTICK®



BALANCE



CONTROL



Rebound



SPEED



VIBRATION

A revolutionary drumstick whose popularity swept Europe last year, Carbostick is now available in the US!

American drummers will discover that these **durable carbon fiber sticks** maintain wood stick advantages while eliminating natural wood disadvantages. Carbosticks are manufactured from a special porous material that **wicks away perspiration** to prevent slipping, **resists abrasion and indentation**, and **offers stable performance** in any temperature or humidity.

Not only do they **feel great**, but the normal Carbostick lifespan is **three to eight times longer** than a typical wood stick! Unlike wood, which has uncontrollable natural irregularities, Carbostick is made of a carbon fiber material that enables **controlled weight** to the fraction of a gram and the **balance point, rebound, vibration and overall control levels can be individually adjusted** during manufacturing.

Carbosticks are presently available in three model ranges, 7A, 5A and 5B, with two different tip designs and two balance point weights for each model.

Imported Exclusively by

HSS

Division of **HOHNER, INC.**

www.hohnerusa.com

Also distributed by Chesbro, Harris Teller & St. Louis Music.



Tama Starclassic Performer Birch Series Drumkit

Thin Shells...Fat Sound

HITS

warm, punchy tone

innovative hardware design

affordably priced pro kit

by Mike Haid

Tama's Starclassic line has been around since 1994. The warm and punchy sound of birch shells has been around much longer. The combination of these two results in the Starclassic Performer Birch kit. The only Starclassic kit with thin birch shells, the drums have a dark, projecting tone that has been a popular sound with many drummers over the years.

The kit sent to *MD* features Tama's new Sunset Fade stained lacquer finish, which is a classy, eye-catching dark cherry/mahogany shade that fades to a clear natural wood finish. The SP522EA kit comes in the new "Accel Driver" configuration, which combines the quick response of Accel-sized rack toms with the deeper sounds of a regular-sized floor tom and an extra-deep bass drum. The kit also includes Tama's Roadpro series stands and an Iron Cobra Power Glide single pedal.

Tama has long been known for its innovations in drum and hardware construction. Let's see what this kit has to offer.



Drum Hardware

The first thing I look for when it comes to drumkit hardware is how simple (or difficult) it is to set up the tom mount and get the drums positioned exactly where I want them. Then I evaluate how well the mount *holds* the toms in that position. The MTH1000U tom holder proved very simple to adjust, making it easy to get an exact position on both mounted toms. The holder can be adjusted back and forth in six different positions (in 15-mm increments) as well as in the standard height adjustments. The rotating Omniball socket controls the tom arms and fine-tunes the position, and each arm has its own individual height adjustment. (Very cool.)

The tom holders don't penetrate the drumshells, which allows for a fuller tone from the drums. All parts of the tom holder locked tight and didn't budge, even after much physical abuse.

The die-cast claw hooks that hold the bass drum hoops feature rubber spacers. These not only protect the wood, they also help make the hook and hoop work as one unit that won't separate. This, in turn, eliminates hook rattles in very loose tuning situations.

Tom Mounts

Tama's Star-Cast Mounting System is the most sensible, effective, and solid-feeling tom mounting system I've tested. The mounting brackets are attached to the batter-side die-cast hoops at three balanced points on the hoop (rather than to the tension rods that tighten the hoop to the shell). This eliminates having to reattach the mount to the hoop each time you change the batter head. (Very convenient.)

Each bolt used to secure the hoop is encased in rubber. This prevents unwanted vibration from traveling through the bolts. No mounting hardware comes in contact with the shell, and rubber isolators throughout the system eliminate any metal-to-metal contact, thus allowing a more "true" tone to resonate from the shell.

Drums

The 7-ply, 18x22 birch bass drum is fitted with an Evans Genera EQ4 batter head and a solid black front head. This combination of elements produces a fat, solid punch that's remarkably dry for a drum with no internal muffling and a solid front head. The drum resonated well at low volumes, and had a sharp, cutting attack when kicked hard.

The thin (6-ply) birch shells of the toms feature minimal hardware for maximum resonance, die-cast hoops for a bright attack, and true bearing edges for accurate pitch and even more resonance. The floor tom legs come equipped with Air Pocket rubber feet. These feature an air chamber that prevents the transfer of vibrations.

All the toms come with Evans Genera G2 clear batter heads and Genera G1 clear bottom heads. This combination produces an articulate and projecting tone that is fat and sweet, with just the right amount of sustain, and no unwanted overtones. A slight turn of one tension rod on the toms brought the tone down nicely, without having to make lots of minor tension adjustments around the drum.

The overall tone of the toms was well matched with that of the bass drum for a well-balanced sound and feel around the kit.

The 5½x14 8-ply snare drum comes with an Evans Genera G1 coated batter head and a Resonant Snare 300 snare-side head. The snare, as with the rest of the kit, is a warm, fat-sounding drum. When tuned to a high pitch, the drum still kept a sense of warmth, with minimal overtones. The die-cast hoops really give it a bright, projecting "crack." When tuned down, the snare is mighty fat, with no overtones—just a solid smack. The MUS80A strainer was articulate in its snare tension adjustments.

Stands And Pedals

Tama's hardware is sturdy, innovative, and easy to assemble. The Iron Cobra Power Glide single pedal (featuring a double-chained offset cam) played as smooth as silk, and felt great right out of the box. The Roadpro series hi-hat stand, straight cymbal stand, boom cymbal stand, and snare stand offer many sensible and useful construction features.

For example, a special rubber cap at the end of the upper tube of the cymbal stands eliminates swaying and rattles (a small feature that eliminates a major annoyance). A nylon sleeve under the die-cast joint of the base section further reduces swaying, and the boom cymbal arm can slide down inside the upper tube and convert to a straight stand.

I really liked the easy-to-use Cymbal Mate cymbal-stand caps. They're round, with ridges (no wings), and can be slipped on in one direction for a tight-fitting cymbal or flipped over for a loose fit. Either way, once it's tight, it won't loosen. The reversible nylon bottom piece of the cymbal holder can be flipped over when it starts to wear thin, to double its life. The hi-hat and snare stands also offer many versatile adjustment features for just the right height and tension.

Summary

If you're looking for a fat, warm-sounding professional kit with versatile tuning and some of the sturdiest hardware on the market, then you should consider the Starclassic Performer Birch. With its dark, punchy tone, this kit sounds great in the studio and projects well in live situations. The subtle innovations in hardware design make a big difference in ease of use and in the tonal projection of the drums and cymbals. And best of all, it's all very affordably priced.

THE NUMBERS

Configuration: 18x22 bass drum, 8x10 and 9x12 "Accel"-sized rack toms, 16x16 floor tom, and 5½x14 snare drum. Drums come fitted with Evans heads. Roadpro hardware includes hi-hat stand, straight cymbal stand, boom cymbal stand, and snare stand, along with Iron Cobra Power Glide single pedal and MTH1000U tom holder. Review kit finished in cherry/mahogany fade lacquer finish.

Lacquered version **\$2,599.99**
Covered version **\$2,399.99**
(215) 638-8670, www.tama.com.

New Zildjian K Custom Rides And Crashes

Catering To Special Tastes

HITS

High Definition Ride is excellent for fast patterns

Left Side Ride offers distinctive tones to complement other cymbals

Fast Crashes are great for dark, quick punctuations

by Martin Patmos



High Definition Ride



Left Side Ride

You've seen the ads. Slogans like "Darker Shades Of Fast" and "K Custom Rides Again" make it hard not to wonder what these new cymbals are all about. While as a breed we drummers are happy to hit just about anything in our path, there's something magical about cymbals. Especially when they're of the caliber of these new K Custom rides and crashes.

High Definition Ride: A Dark, Defined Cushion

Designed in conjunction with Terri Lyne Carrington, the High Definition Ride is a magnificent cymbal whose name says it all. It measures 22" in diameter and has a stunning look. Big hammer marks and some rawness peeking through the shiny bronze/gold lathing create an almost tiger-striped appearance. And in the middle of it all is a completely raw bell that produces a clear, classic tone.

Playing this cymbal was a joy. It declared itself with pronounced stick definition at all levels from quiet to loud. It was created to serve electric and acoustic styles, so it could generate quite a bit of volume yet project just as meaningfully at its quietest.

I tried playing jazz and straight ride patterns as fast as I could. The HD Ride easily kept pace, without any excessive build-up—even when I attacked it with a single-stroke roll. The immediate response had substantial tone that was warm and clear, with a medium-short spread that wasn't too dry. No matter what I played, the cymbal generated a dark, shimmering, defined cushion of sound that just carried everything along.

I'd recommend this cymbal to anyone who expects great definition from a ride and likes some tone and body in their sound. I'd especially recommend it to those who like to play *fast*.

Left Side Ride: Hissssssssssssss

Peter Erskine helped develop the Left Side Ride, which he conceived as the jazz drummer's second ride, complementing the primary ride and crash cymbals. The model is available in 20" and 22" sizes. Its attractively rustic, unfinished, dark and blotchy appearance invites you to hit it on first sight. Medium-sized hammer marks spattered across the surface surround a plain bell, while a cluster of three rivets sits roughly 1 $\frac{3}{4}$ " in from the edge.

This cymbal was downright addictive, as I kept finding new ways to incorporate it into my playing. The bell produced a nice, clean sound with a touch of hiss from the rivets that became especially pronounced when I struck with the shoulder of the stick. Playing in the middle of the cymbal produced good definition, with a nice spread that built a magically dark, hissing cushion of sound. Responding to the cymbal's vibrations, the rivets truly brought the sound of this cymbal to a new place.

Moving out to the very edge of the cymbal created more wash. I especially liked using this area for accents, where a strong strike generated a dark, roaring sound, with a mean hiss. On the quieter side, the cymbal responded quite nicely to being played with brushes.

About a third apart in pitch, the 20" and 22" performed equally well. Choosing between them would probably depend on the size of your main ride. Whether placed on the left of the kit, by your primary ride on the right, or elsewhere, the Left Side Ride has a lot to offer.

Fast Crashes: Exclamation Points!

The "fast crash" is a type that's been around for a handful of years now. Speaking generally, they have a very quick response and

a sharp decay, leaving only a small cushion of residual sound behind. Following on the development of their A Custom Fast Crashes, Zildjian asked Dennis Chambers to help in applying these characteristics to the K line of cymbals. The result is a nice batch of dark, fast, full-bodied, and expressive crashes.


The K Custom Fast Crashes are available in 14", 15", 16", 17", and 18" sizes. They're on the thin side, with noticeably small bells (approximately 3½" in diameter on all but the 18" cymbal, which has a 4½" bell). Their surface is smooth and shiny, with Zildjian's brilliant finish, and is peppered with small hammer marks.

As a group, these cymbals opened up quickly, eliciting a dark-hued crash with plenty of wash. But they quickly got out of the way, with a marked decay followed by lingering tones. The 15", 16", and 17" sizes exemplified these characteristics. The 15" sounded a little higher than the 16", while the 17" was a little lower—creating a nice series. All three were great cymbals that could find a place in any situation short of a hard-rock gig.

Due to its size, the 14" had an even higher pitch and some splash-like qualities, making it a perfect transition cymbal between crashes and splashes. I placed it on the right of my kit near the ride, where it voiced a great, punchy accent.

The 18" model offered a slightly less drastic decay and longer-lasting body, while maintaining the overall characteristics of the group. A nice tone sounded when I struck the slightly larger bell. The bells of the other cymbals sounded thinner by comparison.

The range of K Custom Fast Crashes offers a set of great sounds that anyone looking to add an immediate exclamation point to their palette should investigate.



Fast Crashes

In Conclusion

These new K Custom rides and crashes are musical and captivating in their sound. Thanks go to Terri, Peter, and Dennis for helping to inspire their creation—so that they could inspire us in turn.

THE NUMBERS

| | |
|--|--------------|
| K Custom High Definition Ride | \$492 |
| K Custom Left Side Ride | |
| 20" | \$415 |
| 22" | \$492 |
| K Custom Fast Crash | |
| 14" | \$260 |
| 15" | \$283 |
| 16" | \$310 |
| 17" | \$338 |
| 18" | \$362 |
| (781) 871-2200, www.zildjian.com. | |

Quick Looks

Marrell Bass Drum Beaters

Ever play skull-bashing music? Is your music the bomb? Ever feel like you're behind the 8-ball? Now you can have any of these feels while satisfying the urge to pound your beater through the batter head. Marrell Drums (of England) offers some very interesting beaters in varying shapes and colors. The hand-painted designs include 8-balls, 9-balls, and little bombs. They also offer skulls in different colors, including silver, flesh tone, white, black, bone gray, and multi-fluorescent green.

The beaters are formed from solid epoxy resin that has been spun in a centrifuge to eliminate air bubbles, hairline cracks, and blemishes. The beater heads are then attached to surgical-quality stainless-steel shafts. After a

final polishing, they're ready to go.

Marrell beater heads are smaller than most others, but they're very dense and surprisingly heavy for their size. Still, they're finely balanced, for great playability and impact. The sound they produce has loads of punch, with lots of low end. (I do recommend some kind of head protection when using them, as they'd likely go through an unprotected batter head in one night if you're a heavy hitter.)

They're priced at \$27.95 apiece. Check 'em out at www.drumbum.com.

Chap Ostrander



Remo Gold Crown Special Edition Metalized Snare Drums

Back To The Future

HITS

unique synthetic wood fiber/metal hybrid shells

extended low and mid-range response

distinctive appearance

outstanding value

by Phil Ferraro

The 1970s and early '80s were a renaissance period in the evolution of drums. Never before had so much experimentation led to so many practical innovations. The use of new and unusual construction materials offered drummers visual and sonic options never before dreamed of. Drumsets were designed with synthetic materials such as fiberglass, acrylic, poly-resin composites, carbon fiber, and even PVC. It seemed that anything that could be fashioned into a strong, stable cylinder was fair game for musical experimentation.

Fast-forward to the present. The musical pendulum has swung in the opposite direction. The tastes of the drumming community have become more traditional and conservative. Wood is "king" again. At this point, one would be hard-pressed to find any major drum company basing most or all of its product line on a synthetic shell. That is, all but one.

Remo has long been known for imaginative innovations that have met the changing needs and expanding creative horizons of the contemporary drummer. Those include the practical, moisture-resistant Weather King drumhead, the radically designed Roto-Tom, and the use of composite materials in the development of the Acousticon drumshell. In keeping with that tradition, Remo has introduced Gold Crown Special Edition Metalized Snare Drums.

Shell Construction And Hardware

At the heart of these snares is the Advanced Acousticon shell, which features an improved version of Remo's time-tested cellulosic wood fiber/resin composite material. It's said to be impervious to moisture and extremely pitch-consistent from shell to shell.

What sets these drums apart is their new Metalized plating process. Remo marries a thin metal inner and outer layer to their Advanced Acousticon material. In so doing, they've fused the dissimilar elements of wood and metal to create a truly unique drum. Each drum features double-routed 45° bearing edges and a computer-created gradual-slope snare bed.

Finishes on the new Metalized shells visually exemplify the unique concept of these drums. The distinctive hand-hammered brushed-metal patina is not only eye-catching, but is also claimed to be extremely scratch-resistant and durable.

Remo has fitted these drums with Renaissance batters and Ambassador snare-side heads. Die-cast rims (a departure from Remo's regular triple-flanged hoops) provide added strength, improved head seating, and greater ease and stability in tensioning. New minimal-contact chrome-plated brass hex lugs are employed in order to maximize shell resonance and tuning accuracy. Ten nylon tension-rod locknuts are included on the 5½" and 6½" models to help maintain tuning. (These are not available on 3½" piccolos due to limited lug/rim clearance.) Twenty-strand snare sets utilizing smooth-bore receiving holes and molded snare-cord channels are included, offering greater protection from cord fraying, as well as maximum snare/head contact. A fully adjustable, spring-loaded side-throw strainer is also employed, said to offer greater snare tension stability under extreme impact.



6½x14
Nickel-Silver

5½x14
Nickel-Silver

3½x14
Brass

Jim Esposito

Another thoughtful feature is the two drumkey-tightened receiving plates used to attach the snare cord to the strainer. (Yay! No screwdriver hunting, stripped screw heads, or improvised knots to deal with.) This design effectively gives twice the surface area to secure the cord from loosening and slippage. Finally, a single large screw-on grommet is used for air venting.

3½x14 Brass Piccolo

There are two things you notice about this drum right away. First, it's comparable in weight to bigger, thick, metal-shelled snares. (This is largely due to the heavy die-cast rims.) Second—the look! The rugged, subdued antique brass hues of the shell and the gleaming Special Edition hex lugs and strainer marry the past and the future, offering a unique look for the discriminating rhythm artist's taste.

As always, though, it's sound quality and playability that defines a fine musical instrument, and this drum delivers. Brass-shell players will find all they've come to love and expect from their favorite "heavy metal." Warm, sonorous bell tones and superb snare sensitivity and response are present across the entire playing surface. Cutting rimshots and woodblock-like rimclicks are easily produced. The unexpected surprise is the drum's wider-than-expected tonal range. Unlike many piccolos, which can only perform up in the stratosphere, this drum offers exceptional sound and response through the entire mid-range. (More about this later.) In short, this is one versatile little snare drum!

5½x14 And 6½x14 Nickel-Silver Snare Drums

These snares share the same hardware package found on the piccolo. What makes them unique are the Nickel-Silver Metalized shells. I can't recall anyone using this alloy for drum construction before. I can only surmise that it may not offer the structural strength needed for shell construction. By fusing nickel-silver to a strong inner core of Advanced Acousticon, Remo's Metalizing process has effectively overcome this obstacle. It has also opened the door to utilizing formerly untried or unusable metals (with their potentially exotic sound qualities) in shell construction. In fact, Remo product development director Herbie May tells us that there are other new Metalized finishes coming down the pipeline shortly.

If you're wondering how nickel-silver sounds, it reminded me of a top-quality aluminum shell: crisp and clean, with plenty of sweet overtones and an abundance of "snap, crackle, and pop." Individual stick strokes were clean and well-defined, rolls flowed fluently, rimshots fired off with a penetrating crack, rimclicks were warm and full-bodied, and brushwork was smooth and articulate, due partly to the inspired selection of Renaissance heads.

There was also something more: enhanced response from the low and mid-range frequencies, offering added depth of tone and warmth usually associated only with wood-shelled snares. In my discussions with Herbie May, he stressed that this was no fluke. The goal of the Metalized Acousticon union was to produce a hybrid shell that effectively bridged the sonic chasm between wood and metal, thus producing an instrument of extreme versatility. Well, these drums come the closest to achieving that goal of anything I've ever seen or heard. The 6½" snare was a personal favorite, exemplifying the versatility and wide tonal range offered by Remo's new process.

Conclusions

In terms of the overall performance of the Metalized snares, complimentary adjectives like "sensitive," "responsive," "consistent," and "powerful" all apply. Regarding the extremely important issue of

craftsmanship, the new shells were flawless. The snare strainer was smooth and efficient, holding taut under extreme impact. The combination of newly designed hex lugs and die-cast rims maintained head tension and tuning under severe punishment—even when I deliberately loosened a few tension rods.

The final issue to address is cost. And the fact is, these drums are an exceptional value.

When compared to competing "top of line" snare drums, dollar for dollar, the Metalized snares are in a class by themselves.



THE NUMBERS

| | |
|--|-------|
| 3½x14 Metalized Brass | \$429 |
| 5½x14 Metalized Nickel-Silver | \$449 |
| 6½x14 Metalized Nickel-Silver | \$479 |
| (661) 294-5600, www.remo.com . | |

Quick Looks

Pernan Percussion JingleMute

Inventor/drummer Graz Perrelli has come up with one of the coolest accessories on the drum market today. The JingleMute is a mini-tambourine that attaches to your drumstick, allowing you to play and groove as if there were a tambourine player right next to you. It's also great for saving tracks on your home recordings. (Why overdub the tambourine part when you can just play it as you lay down your backbeat?)

What if you only want tambourine in certain parts of the song? That's what makes the JingleMute even cooler. By controlling a little lever that's attached to the jingles, you can mute the jingles whenever you want to.

The JingleMute encourages experimentation. For example, if you only want tambourine on the 2 and 4, you would play it with your left hand. If you want a more constant rhythm, you'd play with your right hand, just as you normally would play your hi-hat or

ride cymbal pattern. Or you can experiment with one in each hand.

I had so many creative ideas flowing and so much fun as I was playing with this innovative new toy that I couldn't put it down. It added another dimension while I played a jungle-type beat on the toms. It even worked very effectively in combination with an existing drum-mount tambourine.

The JingleMute attaches to your stick via four very small



screws tightened with an equally small Allen wrench. Mounting the unit can be a little frustrating at first, but once you set it to the part

of the stick you're comfortable with, you never have to move it again. An early version was much too heavy; the new model is lighter, and more playable as a result. A must for every stick bag. List price is \$34.99.

(877) 398-9700, www.jinglemute.com,
Big Bang distribution: (800) 547-6401.

Billy Amendola

UFIP Experience Real China And Tiger China Cymbals

China Sound, Italian Style

HITS
striking appearance

small Chinas are great for accents

by Kevin D. Osborne

Cymbals are one of the components of a drumset that lend personality to a drummer's playing. Among the cymbals available in today's drumming world are rides, hi-hats, sizzles, splashes, crashes, "trashes," and Chinas. Among that group, the type that stands out as possessing a sound uniquely its own is the China cymbal.

You may love Chinas or you may hate them, but there's no denying their unmistakable impact on the ear. A combination of noise, music, and presence make the China cymbal stand out. They've been used for thousands of years in China, and since the early days of jazz in the modern West. Today, virtually all cymbal manufacturers have China models in their inventory.

Unique UFIP

One of those manufacturers is UFIP (Unione Fabbrianti Italiani Piatti), a company formed in 1931 by five Italian cymbal makers in the town of Pistoia. UFIP is distinctly different from other cymbal brands, owing to the casting process they use to create their cymbals. Molten B20 bronze alloy is poured into a mold that is spinning at 1,000 rpm. The cymbal comes out of the mold with the bell already shaped and a slight bow to the cymbal body. The final shape of the cymbal is then created by machine and hand hammering. The centrifugal force of this process pushes any dirt or impurities in the metal to the outside of the cymbal, where it is removed in the lathing process. It also causes the bronze to take on a denser and more homogenous molecular structure. This process helps to create a cymbal with unique sound qualities.

Tiger Chinas



Real Chinas

We received two groups of cymbals: one set of Experience Real Chinas, and one set of Experience Tiger Chinas. All the cymbals are thin and feature a reversed flange. By that I mean that the outside flange of the cymbal curves down (away from the bell) instead of up, as traditional Chinas do. They are also cast to have a Turkish shaped bell instead of a conical cup.

Are You Experienced?

The top sides of the Experience Real Chinas have a matte unpolished look. According to Bernie Tessier, North American rep for UFIP, this results from "a special tempering process that releases the stress from the top of the instrument, allowing for the dark sound qualities without sacrificing brilliance." Additionally, special mud is used to protect the cymbal while it is tempered, which also affects the look of the cymbal.

The cymbal is hammered on the top as well as the bottom, until the bell is reached. Then all hammer marks are small and made from the bottom of the bell. Preliminary hand-guided machine hammering strengthens the bronze alloy, then all the remaining hammering is done 100% by hand. This further shapes and tunes the cymbal. Then the cymbal's bottom is highly polished.

The two smallest cymbals in this group have a slightly different appearance. They feature a top side that has a matte finish on the flange and the bell. The area in between is lathed and polished to a brilliant shine.

Tale Of The Tiger

Whereas the Experience Real Chinas are made from B20 bronze, the Experience Tiger Chinas are of B8. They start life as flat blanks, and have their bell stamped into them. After being initially hammered by a hydraulic machine, they are then tuned with a final hand hammering.

These models are called Tiger Chinas because of their unique tiger-striped appearance. The cymbal's surfaces are heated with a welding torch until they reach a fire-red glow, then smoothed to produce the final look. This creates patterns of gold, silver, and bronze that stipple the cymbal. It's not just a coloring process; the metal surface itself has been affected.

The cymbal has a shimmer, almost as if it has come alive with a movement of color and flame.

Reality Sounds

The 18" and 20" Experience Real Chinas have a solid—but not harsh—attack. They produce a full sound that is more sonic than dissonant.

Compared to a more "traditional" China cymbal, the Real Chinas have more overtones and are more musical. They seem to reach out and surround your ears, filling them with their sound.

The 20" is mellow, without any trashy sound. Riding on it produces a dark, steady tone with little wash or ring. When the large bell is played, you can hear the entire cymbal in its def-

inition. You can use this cymbal for a solid China sound without the usual brash effect of a China. It's a sound that would blend with—but not get lost in—the usual assortment of cymbals.

The 18" Real China has more kick and trash than the 20" does. It also has a fast decay, but plenty of presence when you lay into it. Its bell has a higher sound than that of the 20", and is full and present. The stick definition blends with the overall sound of the cymbal without getting lost. A good crash and an all-around classy China.

The smaller Experience Real China cymbals are little marvels. They seem to get more aggressive and biting in sound as they get smaller. The 16" has a quick spread that's great for punctuation. It has more trash than the larger cymbals, with more of a brash China sound (that's still controlled and dark). The 14" model produces an even quicker, tighter spread. The bell sound is more isolated, and a crash yields a rapid response with a fast fade.

Both cymbals, quick as they are, and as fast as they fade, still have a solid presence when struck. They're excellent alternatives to small crashes and splashes, and would do well as the only China representative in any kit.

The Tiger's Roar

The Experience Tiger China cymbals produce a trashier sound than their Real China counterparts. Their B8 bronze composition gives them different sound qualities from the start. That composition may be considered "entry-level," but the sound is not. The Tigers are high, bright, and powerful, with a fast decay. They are focused, and they produce good stick definition—with the China sound coming through loud and clear. The bells are smaller than those on the Real Chinas, and don't quite have the presence—but still can be heard well. As far as crashing is concerned, the Tigers live up to their name. They're aggressive, brash, and in your face, and can be easily heard over the drums.

The 18" Tiger is higher-pitched than the 20", so it penetrates more. Both sizes produced a very tight, controlled, and steady volume when I rode on them in the center or on the flange.

Conclusion

All the UFIP Chinas look and sound as though they mean business. They bear the marks of solid, proud craftsmanship. Looking at them, you can almost feel the heat of the furnaces and hear the hammering of the foundry. UFIP has produced some great options for drummers into Chinas. If you see one in a music store, be sure to grab a stick and hit it. You'll be pleased with the results.

| THE NUMBERS | |
|--|--------------|
| Experience Real Chinas (Limited Edition) | |
| 14" | \$410 |
| 16" | \$453 |
| 18" | \$532 |
| 20" | \$654 |
| Experience Tiger Chinas (Limited Edition) | |
| 18" | \$532 |
| 20" | \$654 |
| (514) 488-9564, www.ufip.com. | |



MASTERS

RetroSpec

Packed with all the features that made Master Series the Choice of Professionals.

- MasterCast Die-Cast Hoops
- Optimount Tom Holders
- Stainless Steel Tension Rods
- 6 ply 7.5 mm 100% Maple Shells

A Choice of 4 Hardware Finishes.

- Chrome Plated
- Gold Plated
- Satin Chrome Plated
- Black Chrome Plated

Available in 4 Classic Coverings



White Marine Pearl



Royal Gold



Red Onyx



Abalone

WHAT MADE YOU WANT TO PLAY DRUMS?

WAS IT ONE SPECIAL PLAYER THAT INSPIRED YOU?

OR....

WAS IT ONE SPECIAL KIT?

Pearl

www.pearldrums.com

Ian Paice is one special player who has inspired generations with his drumming. His career with Deep Purple has literally shaped the face of modern Rock Music.

Thanks for continuing to be an inspiration Ian, and thanks for playing Pearl.

Introducing That One Special Kit.

The all new Masters RetroSpec Series. A professional line of drums that offer the time proven power and projection of a 6 ply 100% Maple shell combined with the vintage good looks and touring durability of a covered finish. A finish adhered so deeply to the shell that it resonates like a second skin. None of the dampening effects of traditional coverings. No double stick tape here.

Just uncompromising resonance, eruptive attack and that classic look of yesteryear.

If you've always dreamed of a set of vintage drums that combine modern acoustic research and state of the art shell forming technology, then Masters RetroSpec has got you covered.

Masters RetroSpec.

It's going to make you want to play drums.



The kit shown above is a Masters MSX in Royal Gold featuring a 22"x18" bass, 8"x7" tom, 10"x8" tom, 12"x9" tom, 14"x11" tom, 16"x13" tom and a matching 14"x6.5" snare drum.

Aviom A-16 Personal Monitor Mixing System

A Great Way To Be In The Loop

HITS

personal control of up to sixteen monitor channels

compact design affords easy placement near kit

can be interconnected to serve entire band

by Rick Long

Even in the 21st Century, it's still a bit unusual to find audio gear designed with the drummer in mind. Electronic drums are designed for drummers, sure. But now we're starting to see companies offer peripheral gear that attempts to solve some long-standing problems that drummers face in rehearsal and on the gig.

One such device is the Aviom A-16 Personal Monitor Mixing System. Aviom CEO Carl Bader is a drummer, and felt that drummers should have better control over the sound they hear on stage. He invented the A-16 Personal Monitor Mixing System to accomplish that goal.

The A-16T A-Net Transmitter

There are two parts to the system. The first is the A-16T A-Net Transmitter. It's a one-space rack unit that will work as easily with your basic garage-style PA mixer as with a tour-level monitor mixer. The simple setup only requires that you have a "line-level" signal coming out of each channel of your mixer. Professional mixers will have "direct outs" that can be used for this. Moderately priced club mixers might also have them, but "auxiliary sends" or "effects outs" will work just as well.

You will use patch cords to connect from the direct out or effects out of each channel over to the A-16T "In" jacks. If you're running off the effects out, connect another patch cord from the A-16T "Thru" jack back to the "Effects In" for that channel on your mixer. Input level switches on the front of the unit allow you to adjust the input level from -10dB to +22dB to suit the signal strength your mixer is providing.

Switches that allow you to "Stereo Link" channels are also on the front of the Transmitter unit. Channels 1 & 2, 3 & 4, and so on, can be linked. If you're running a sound source with stereo outputs (like electronic drums or a sequencer), linking the two channels used for left and right lets you control them by setting the volume for only one of the channels. In addition, the pan control for a linked set of channels becomes "panning spread."



The more you turn the knob, the wider the stereo field becomes for those two channels.

The A-16 Mixer

The second part of the system is the A-16 Personal Mixer. This is small unit with sixteen pushbuttons for channel selection, along with five knobs that handle volume, pan, treble, bass, and master (overall volume). Push the button for channel 1, and the volume and pan knobs now work to adjust only that channel. Push the button for channel 2 and the volume and pan knobs will work for *that* channel only, leaving the settings you made for channel 1 stored in memory. Treble, bass, and master knobs are only for overall sound output adjustment.

Once you have the volume and pan set where you want them for each channel, you can group channels together to make them easier to manage. For example, if you're working with a percussionist who uses several channels for his or her setup, you can link these channels in a group. Select one of the grouped channels, and the volume control will then work for all the channels in that group.

You can create up to three groups, then save all the channel settings in one of sixteen presets. There can be three groups per preset. Saving to a preset helps you quickly get back to a particular setup after the power has been off. Settings not saved in a preset are lost when the power is disconnected after the rehearsal or gig. Presets are a great way to keep multiple setups that fit the various rehearsal spaces or venues where you frequently perform.

Aviom even thought about the international touring musician. The power supplies have an automatic switching design so they can plug in anywhere in the world. All you'll need is a prong adapter kit.

How To Listen

The A-16 Personal Mixer has a "Phones/Line Out" jack that allows you to

wear headphones or connect the unit to a powered speaker. I chose headphones for my work with the unit, because I often play electronic drums in bands that are MIDI intensive and require a click track. In addition to the good control of the sound sources from the other members of the band, the system allows me to have better control of the volume of the drums in my mix (very necessary when playing electronic drums), and better control of the click track volume.

Working With The System

Aviom has done several things to make the Personal Mixer easy to use. Allowing the same volume and pan knobs to work for each channel helps keep the size of the unit compact. Attachments on the bottom of the mixer allow for connection of an optional microphone stand mount called the MT-1 (\$24.95). This allows you to mount the mixer on a mic' stand near your kit, or on your drum rack by using a clamp to hold a mic' stand pole. They even included a scribble strip above the channel buttons so you can use an erasable marker to label the channels. (Just remember not to use a permanent marker!)

The really new technology here is something Aviom calls the A-Net. This is a high-speed data transmission protocol based on Ethernet LAN technology from the computer arena. A-Net uses standard CAT5 cable. This is common network cabling, readily available at your local computer electronics store. (Tech notes: 1: Don't use a "crossover" cable. 2: It's okay to use inline couplers to connect more than one CAT5 cable together for extra length.) In this application, A-Net carries sixteen channels of digital data from the Transmitter unit out to the Personal Mixer, with no latency or ground loop problems. Up to 500 feet of cable can be used between the Transmitter unit and the Personal Mixer unit.


The best part is that multiple Personal Mixers can be connected together, using only one Transmitter. Each Personal Mixer has "A-Net In" and "A-Net Out" jacks on the back panel. By running a CAT5 cable from the "A-Net Out" jack of one mixer to the "A-Net In" jack of another, you can string an unlimited number of Personal Mixers together. Each one will still operate independently of the others, so each user can dial in a truly personal mix. That's not a misprint; I said "unlimited number." If everyone in the band sees your Personal Mixer and wants one too, it can be done simply by purchasing more A-16 Personal Mixers. (Hint: If you play electronic drums in an instrumental-only band, you could rehearse the entire band silently in the spare bedroom of a small apartment.)

Extras

Though not reviewed here, Aviom also offers the A-16R, a rack-mountable version of the Personal Mixer that includes numerous pro-level features and, according to the manufacturer, works especially well with wireless in-ear monitoring. Also available is the A-16D Distributor. This is a device that distributes A-Net signals much like a computer network hub. Instead of "piggy-backing" CAT5 cable from one Personal Mixer to another, each Personal Mixer can be connected directly to the A-16D.

Tech Specs...And More

For the gearheads out there, let's take a moment to examine the audio specs. The unit employs 24-bit, 48-kHz sampling, with a crosstalk rating of -90 dB between the channels. The signal-to-noise ratio for the transmitter is -93 dB; for the mixer it's -103 dB. These are impressive specs. What they mean in real terms is that the unit has the power and fidelity to provide high-quality monitor sound. Add to that the capability for individual mixing control, and you've got a winning combination.



| THE NUMBERS | |
|--|----------|
| A-16T A-Net Transmitter | \$749.95 |
| A-16 Personal Mixer | \$439.95 |
| A-16R Rack-Mountable Mixer | \$799.95 |
| A-16D Distributor | \$299.95 |
| (610) 738-9005, www.aviom.com . | |

XS20 CYMBALS

SOUND AMAZING,
UNTIL YOU HEAR THE PRICE. THEN THEY SOUND
UNBELIEVABLE.



14" Regular Hats
clean, crisp

10" Splash
bright, punchy

16" Rock Crash
boosted attack

18" Rock Crash
penetrating power

20" Medium Ride
bright, clean stick
definition

16" Medium-Thin Crash
fast, bright

14" Rock Hats
loud, powerful

WHY? BECAUSE NEVER BEFORE HAVE CYMBALS OF THIS QUALITY BEEN OFFERED AT SUCH AN EXCEPTIONAL PRICE. THROUGH ADVANCED CYMBALMAKING TECHNIQUES, WE'VE TAKEN OUR SECRET-PROCESS B20 BRONZE, THE STRONGEST AND MOST MUSICAL OF METALS, AND CRAFTED A NEW CATEGORY OF CYMBALS THAT NEED TO BE HEARD TO BE BELIEVED. WELCOME TO THE NEW BRONZE AGE.



Xs²⁰

18" Chinese
raw, dirty

20" Rock Ride
power-boosted with
solid bell

18" Medium-Thin Crash
fast response, bright
tonality

www.sabian.com



REMEMBERING MOON



A black and white photograph of Keith Moon, the drummer of The Who, captured in a dynamic moment while playing the drums. He is wearing a white tank top and glasses, and his expression is one of intense focus and joy. The background is dark and slightly out of focus, emphasizing the drummer and his instrument.

His Spirit Lives

by T. Bruce Wittet

It's hard to believe it's been twenty-five years since Keith Moon, the flamboyant drummer for The Who, slipped away in his sleep. It was the quietest act of his fifteen-year tenure with the band.

A drummer with a penchant for theatrics and pranks that went as far as explosive detonation—once on an American talk show—Moon displayed one of the most recognizable styles in pop music. To this day, no one has successfully replicated his raucous rolls around the toms or his stunning cymbal swells. What's more, he dared to play these in sections of songs where other drummers feared to tread. Moon's was a happy clattering, an instantly identifiable sound.

To say Moonie was in absolute control of his drumming or his personal life would be stretching it. Yet we will see that the essence of Keith Moon was not total anarchy. For all his wild abandon, Moon was fiercely loyal to two masters: his drumming and his band.



When word about this *MD* tribute got out, phones rang and emails flew. Moon's friends and fans rallied, providing praise, analysis, and anecdotes. Dream Theater's Mike Portnoy was among the first to respond. Mike was eleven when he sat transfixed in a movie theater watching *The Kids Are Alright*.

"I couldn't take my eyes off of Moon," Portnoy admits. "I knew I wanted to be the same kind of drummer. He was my first real 'drum hero.' He was funny, entertaining, dominating...standing up while playing, throwing sticks in the air, making crazy faces, and occasionally destroying his kit. To this day, I find myself doing some of the same antics on stage—well, maybe except for the kit destruction!"

Let's hear from an ordinary fan who fell under Moon's spell. Bob Denney, currently a schoolteacher and organizer of percussion events, lined up in 1967 to see The Ohio Express, The Troggs, and headliners The Who. "After each band left the stage," Bob recalls, "the house lights would come up. Onto a bare stage came two roadies, each carrying a bass drum minus the front head.

To my horror, the next thing they did was to secure the bass drums to the floor with hammers and nails! What followed was an explosion of sound and energy that culminated in the legendary orgy of destruction. Roger Daltrey swung his mic' around, Pete Townshend smashed his guitar, Keith kicked over all his drums—though the bass drums did stay secured to the floor—and took some swings at Pete's amp stacks with a cymbal stand. A few months later my friends and I played our first gig. I took the front heads off my bass drum—though I never did nail my drums to the floor."

And here's testimony from a closet "moonie." British percussion ace Peter Lockett, explorer of the intricacies of Indian music, confides, "Moon was one of my first big inspirations. The image of the loony genius with all that mad energy was really amazing. I even got a Moonie tattoo with the words 'behind blue eyes,' which was a song dedicated to him on the *Who's Next* album. I realize it seems unlikely that Keith inspired someone who went on to specialize in world percussion, but his touch was far reaching."

Moon's reach was far indeed. He drove legions of youngsters to take up drumming.

He revolutionized basic tenets of drumset design. He gave the rock drummer a gift, the freedom to do what the jazz drummer took for granted—the right to contribute where it was musically appropriate, or just when the urge struck. And, like Gene Krupa had done in his own genre, Moon thrust the drummer into the spotlight.

Okay, he wasn't a saint. His antics on stage and off were fuelled by a steady supply of Remy Martin. He'd up the ante by ingesting various stimulant pills, popular at the time. Gradually the combination wore him down. Some swear they can hear the enervation in his later work. Others insist that Moonie was Moonie 'til the end and that modern multi-track recording techniques only *appear* to dull his edge, muting his wonderful ambient sound.

Early On

Little in Moonie's background accounts for the mayhem he would wreak or his eccentric drumming style. Moon was born on August 23, 1947, or so he said. Others claim he fibbed and it was 1946. At any rate, the place was London, and he attended public schools. As a teen he entered the ranks of

the Sea Cadets as a bugler, but then discovered the drums. Early on, Keith satisfied himself that music was more fruitful than day gigs, researching his conclusion with stints at over *twenty* jobs as varied as salesperson and plasterer.

His first drumset was a budget affair with spindly hardware, flush-base stands, and flimsy pedals. It was largely due to Moon—and Bonham and Appice—that drum companies bolstered hardware to withstand abuse. In Moon's case, "abuse" would involve standing on thrones, bass drums, and even snare drums.

American surf music drove the repertoire of one of Moon's first bands, The Beachcombers, a unit that provided opportunities for him to step forward and contribute a vocal or two. Keith savored his role, until he caught wind of a daring act, The Detours. Eager to impress them, he showed up at one of their gigs dressed head to toe in ginger, with hair dyed to match. The story goes that he sat in on "Roadrunner," a sort of proving ground for drummers akin to "Wipeout." The Detours, comprised of future Who members Pete Townshend, Roger Daltrey, and John Entwistle, were impressed. The band's original drummer was not. He suffered the destruction of his bass drum pedal and bass drum batter head. Soon Moon joined ranks

with the group, and the name became The Who, with a short interlude as The High Numbers.

The Who would be Keith Moon's only band, a band with which he recorded fifteen albums, ending with *Who Are You*. He rarely played on other people's records. And only once did he go solo, turning out *Two Sides Of The Moon*, an unfocused album featuring Nilsson, Ringo Starr, and Jim Keltner.

As early as 1965 and the track "Anyway, Anyhow, Anywhere," Moon exhibited a flair for melding jazz and rock. For Sabian's Wayne Blanchard, an archivist of Brit pop, that song gains special significance. Says Wayne, "From the opening flourish of Townshend's chords to the blast of screaming feedback, exploding cymbal crashing, cacophony of the middle 'freakout' section, and the pulsating toms on the vocal coda, 'Anyway, Anyhow, Anywhere' forever changed my perception of what music was all about. The tight, minimalist approach Moon had taken on The Who's first hit, 'I Can't Explain,' was forever lost."

Moon's only compositions were "Tommy's Holiday Camp," "I Need You," "Cobwebs And Strange," and "Wasp Man." Nevertheless, his cut of The Who's considerable gross allowed him to indulge in a passion for classic automobiles, often driven

without a driver's license. Whether he was steering a car or a kit, Keith didn't always heed the white line. Once he drove a hovercraft off an outdoor stage, through a bewildered crowd, and into a pond. Similarly, Moon's fills roamed freely. While he took liberties, though, he rarely wandered too far. In fact, Moon was often kept honest by playing along to keyboard sequences, monitoring them with headphones secured to his bobbing head with duct tape!

Check out Moon's balancing act in "Won't Get Fooled Again," recorded in 1971. Here he trots out long fills that set up vocal phrases or complement Townshend's guitar riffs, meanwhile paying close attention to the pervasive organ sequence. Towards the end of the song, the band comes to an abrupt *tacet*, and the sequence keeps running for thirty-two bars or so until Moon's entry, one of his few drum solos. It's remarkably in sync with the sequence while sacrificing nothing of his playful fills and loose feel.

Moon's Style

In his last interview, published posthumously in October 1978, Keith told *International Musician And Recording World*, "You can't work out things *too* much. We do certain build-ups and things, but you can run into a danger of becoming an





automaton if you do everything exactly the same each night. You just stop thinking. Sometimes I'll build up with timpani; sometimes I'll build up on a cymbal or with a roll around the kit. There are so many variations on each effect."

Mike Portnoy reflects on Moon's considerable latitude: "I can't think of many others who play with the absolute 'controlled chaos' that Keith did—the constant pulsating 8th notes on the kick drums, the furious stampede of constant tom fills, and the steady whirlwind of crash cymbals."

Mark Kelso drummed in the Toronto stage version of *Tommy* for ten months. Mark says, "I spoke with Pete Townshend on a few occasions about Keith and his style, and it really helped me get inside the music. The thing that struck me was his total abandonment of 'normal' drumming in rock music."

Speaking about the liberating influence of jazz, Keith said, "I think it's great just thrashing away, but a lot of drummers haven't developed a definite style. That's something that comes from years of playing. I've picked up bits from Elvin Jones, Gene Krupa, and Philly Joe Jones. They were the sort of people I listened to in drumming." Moon would tip his hat to Krupa's theatrics and stick twirling—with Keith it was often stick *hurling*—and to Buddy Rich's vaudevilian cymbal strikes and grabs.

Bob Henrit, drummer for Argent and The Kinks, former drum shop owner, and now

Moonstruck *The Drums Of Keith Moon*

Cymbals: Absolute Top

London, circa 1962. Drum City, the legendary retailer, was a must visit on Shaftsbury Avenue. On a good day, if you were shopping for Trixon, Ajax, Premier, Beverly, or later Hayman, you might rub shoulders with Mick Jagger purchasing maracas.

Ludwigs and American Zildjians were in short supply, at least until Ringo worked his magic on the market. Turkish Ks were common. When Paiste cymbals came along in the late '60s, many drummers embraced them, including Keith Moon. Here it gets sticky. Although Moon was an acknowledged Paiste user, he often employed Zildjians in his setup.

Erik Paiste notes that, "In the late '60s and early '70s, scores of drummers switched to Paiste Giant Beat cymbals and then 2002s because the sound was right for what they did. We have Keith Moon on record as playing all Paiste 2002s, including a 15" heavy hi-hat, 16", 18", and 20" crashes, an 18" medium, and a 22" ride."

Zildjian's John DeChristopher insists Paiste was only half the story. "You've only got to watch certain concert footage and you'll see the Zildjian logo on his cymbals," DeChristopher says. "And if you listen to certain tracks, you can tell that he's using Zildjian and not Paiste crashes."

Ultimately, notes Bob Henrit, "Moonie would play whatever he could find—Paistes or Zildjians. More important, we'd learn that if a certain cymbal was breaking on us, we needed to get a thicker one!"

Whatever the brand, Moon's use of cymbals was dramatic. Colin Schofield, Premier America marketing director, caught The Who in London in 1975. "Moon's hi-hat was set permanently half open. He kept his left foot on the second bass drum the whole time and would ride on the half-open hats or any other of his many

cymbals to get that "white noise" sound. And at the appropriate climactic moments, his drum tech would relentlessly bash away at a giant gong."

Exploding Bottom

Although Moon has been seen behind Rogers, Slingerland (at the infamous Monterey Pop Festival), and even Camco (probably a result of the drummer's short stay in California, where that company relocated), Moon's main drums were Premier, almost to the end. Bob Henrit reports that before his death, Moon was on the verge of signing a deal with Staccato, the one-headed fiberglass drums with the "flower petal" funnel. Says Henrit, "I know this because one of The Kinks' security guys had bought the Staccato company. Once they learned that they didn't have a headliner to play the drums, they gave it up."

With The Beachcombers, it was Premiers. In 1965, Moon purchased an oyster pearl Ludwig Super Classic kit with a 22" bass drum, a 13" rack tom, and a 16" floor tom. On the British television show *Ready, Steady, Go*, Moon sits behind a sparkle Ludwig Super Classic kit with an additional 14" floor tom.

In September of 1965, Keith inked a deal with Premier, starting off with a red glitter kit with a single bass drum, two rack toms, and two floor toms. Within a couple of years he had switched to a larger version with two 22" bass drums (locked together at the sides with two Premier tom mounts), three 8x14 mounted toms, and three floor toms, including a 16x16 and often a 16x20.

Although Moonie favored Ludwig Supraphonic 400 snare drums, he had a soft spot for Gretsch chrome-over-brass snares. And there was another, more mysterious Gretsch model, as Bob Henrit relates in the following anecdote:

"Moonie used to turn up at my drum shop at 12:00 lunchtime every blinkin' Friday," Bob recalls. "He'd say, 'Dear boy, come and have a sit in the car.' He'd play

Arbiter/Flats drums consultant, says, “There was an English drummer named Bobby Woodman who was an influence on Moon. This guy was thumping away before anybody knew what thumping was about. Bobby had two bass drums and a lot of showmanship.”

To fully appreciate another of Moon’s influences, you need to know that he once employed a Ludwig Vistalite kit to its full advantage, filling the see-through toms with water and gold fish. Henrit recalls, “In the days of variety, this guy from the north of England had an act called ‘Novelty Drums And Fish.’ He would actually go onstage with drums with fish in them. Moonie took to this.”

At the end of the day, Moon created a huge wash that had nothing to do with water. The cymbals afforded him what he called “absolute top.” Sometimes, in fact, he’d play cymbals alone. “If you hit the bass drum as well,” he told *International Musician*, “you bring in some bottom. The cymbal gives you top and with both, you get something in between, which is neither fully cymbal nor fully bass drum. Sometimes I do a single-stroke roll on cymbals for a ‘whoosh’ effect. Again, we get back to *color*. You know, there are so many drummers that can go through the routine but they don’t add color anywhere. I like painting, adding color and effects—and shocking people.”



Who music for me. He’d say, ‘Dear boy, have a drink,’ and hand me a bottle of brandy. One day he showed up and said, ‘Dear boy, open the boot [trunk].’ There were all these snare drums there. He said, ‘I don’t need them any more; do you want them?’ Once he offered me one of his DRB specials, a Gretsch, done in New York. As I recall, it was a walnut drum with a silver badge. I was too embarrassed to take it. Now I wish that I had.”

Arguably, the most famous Keith Moon drumset was the “Pictures Of Lilly” kit, manufactured in 1968. Deriving its name from the Who song of the same name, the gaudy double bass kit incorporated a series of panes sporting reclining nudes alternated with photos of The Who. Interspersed were the words “Keith Moon. Patent British Exploding Drummer.” The art was pasted onto the shell, then clear-coated. Gretsch fittings joined the bass drums laterally, while the tom holders were faithful Rogers Swiv-O-Matics. Three of these kits were manufactured, in addition to a black gloss version.


In the early ‘70s, Premier constructed a white kit with copper hardware in the same sizes, but with six single-headed concert toms ranging from 10” to 16”, mounted on stands directly in front of the kit. Later Moon would add timpani and timbales. The drums incorporated steel structural supports fitted by his tech, Mick “Doc” Double, to bear the brunt of Moon’s abuse, including doubled-up tom holders—literally two sets of tom arms mounted to each drum. Moon’s favorite pedal, the Premier 250, also required strengthening.

On the matter of tuning, Moon claimed, “I work very closely with Bill, my roadie,” no doubt referring to Bill Harrison, who currently warehouses Charlie Watts’ and Ringo Starr’s kits. “I’ll go ‘round and tune the drums and then go out front while Bill plays them. I just tell him, ‘Use the blunt end and whack it as hard as you can.’ I get the tuning right and if we can’t get to the hall in time for a soundcheck—I can’t really walk on stage in front of the audience and start tuning the bloody things up—Bill

tunes for me. After a show, I occasionally go up and have a look around the kit and see if any heads need changing or anything.”

Near the end, Keith dabbled with Syndrums. “I don’t really see using a full synthesized kit,” he explained. “But they’re great to add colour, and that’s important. I’ve got sixteen drums in my kit, and on every song I use a different set of four or five. So eventually I use all sixteen drums. Sometimes I use the timpani, sometimes the timbale, sometimes I do runs that’ll go right around eight drums, and sometimes I’ll just use bass drum, snare drum, and hi-hat. I can cover from a roar with the timpani right up to the smallest timbale. That’s why I have so many drums on stage, because with The Who there’s Pete, who plays a lot of chords, and John, who plays very intricate bass figures that I work with. We have this empathy between us.”

The author gratefully acknowledges the assistance of British drummer/writers Dave Seville, Geoff Nicholls, and Bob Henrit.



courtesy of Bruce H. Klabber

Keith Moon and Premier



Keith Moon's fabulous outfit:

Two 22" x 14" Bass Drums

Three 16" x 20" Floor Tom-Toms

Three 14" x 8" Tom-Toms

One '2000' Metal Shell 14" x 5.5" Snare Drum

Premier

Kenney Jones

Replacing The Irreplaceable

Long-time Faces drummer Kenney Jones accepted the unenviable job of filling The Who's drum chair following Keith Moon's death. Kenney, a close friend of The Who, toured with the band for several years, and recorded the *Face Dances*, *It's Hard*, and *Who's Last* albums.

MD: My understanding is that you were Keith's choice to follow him in the band if anything were to happen to him.

Kenney: I'm very flattered if I was. I think it goes back to the early days when The Small Faces and The Who would tour together in England and Europe. The press portrayed us as rival bands that didn't get along, being from different parts of London. But they got it all wrong.

When we first hooked up with The Who, we felt an affinity as street bands, basically. We toured Australia with them, and one night we would top the bill and the next night they would. I'd record a lot with Pete, demo-ing stuff, and when Keith didn't show up for soundchecks, I would do them. We became blood brothers and had a lovely time, as loony as it was.

MD: When you played with The Who, everything felt more settled.

Kenney: It was more settled. Pete told me that we had a chance to do something completely different, which pleased me. I told Pete that I couldn't be Keith Moon and that I had to play my own style. He understood completely. But there are certain things that Keith played that you'd want to play because they were magnificent. I did what I did but kept the best bits in. I tightened the band up. Daltrey, I think, could never quite get used to it, although the others did. I kept it straight in the verses, but everywhere you wanted to go nuts, I went nuts.

MD: What kind of Keith Moon parts would you not want to mess with?

Kenney: I always liked what he did on the sequencer songs, like "Baba O'Reilly," "Won't Get Fooled Again," "Sparks"—that sort of thing. I got them as near as I could.

MD: Something rubs me the wrong way when people say Keith Moon couldn't play to a click.

Kenney: He played to one for years. He wore cans [headphones] and had a click in his head. But on any song, not just on sequenced ones, he could go all over the place and come back in time. It was wild! He was wobbly to a degree, but it wasn't just Keith Moon—it was all of them. That's what made The Who what they are. If you go back to "Can't Explain," it's very straight, though. That was probably the last time Moonie played hi-hat in the regular way!

MD: With respect to bass drums, I've occasionally heard that he used the second one just for show.

Kenney: I used to sit behind him and watch him. He'd be playing mainly the one, but now and then he'd hit the other one. I don't think he worked out a technique.

MD: One letter to MD inquired about Moon's choice of sticks. Do you remember?

Kenney: We used Premier sticks. I used short, fat ones and he used a thin, long type of stick. I can't remember the model, though. He'd get boxes of them from Premier.

MD: Despite the loyalty to Premier, apparently Keith used Ludwig and Gretsch snare drums from time to time.

Kenney: It depended on how easy they were to smash up! In Melbourne in '66, I went up to Moonie's room and he asked me to go for a drink at the bar. Out of the corner of my eye, I noticed he had seven or eight Premier snare drums lined up against the wall. I said, "Oh, 'ell, what are you gonna do with all of them?" He replied, "We know what to do with them, don't we?" And he picked one up and he threw it. We were eleven stories up, overlooking the street, and he threw it through the window—which was closed. Two of us stood looking down, watching the drum bounce and all the lugs breaking off as it rolled down Melbourne High Street. We just looked at each other and then ran out of the room to the bar.

MD: There's a story that Townshend was annoyed with Keith and that you "ghost drummed" on tracks before he died.

Kenney: No, although I did the soundtrack to the film *Tommy*. Moonie was around, but he was out of it. I'm not going to say any more about that. He was just being Moonie!

Watch for Kenney Jones and his new band, *The Jones Gang*, touring the US in the fall.



>SIGNATURE SERIES



PHOTO BY KEVIN MAZUR

SCOTT PHILLIPS > CREED

VIC FIRTH
100%
CREED



Want to win cool prizes? Go to www.contest.vicfirth.com and enter code 11003.

VICFIRTH.COM

©2003 VICFIRTH, INC.

Moon's Technique

A self-taught drummer, Moon's technique fluctuated between proper and whatever was required to get the job done. Thus, we see his grip fluctuate between normal palms down to palms facing every which way, with fingers following suit.

"Moonie had no training," confirms Henrit. "He would not have known a paradiddle—but it didn't matter. He was the most natural drummer there's been. I never heard him do a press roll—he didn't have to! He was Moonie from the beginning to the end; he could only play Moonie. There's never

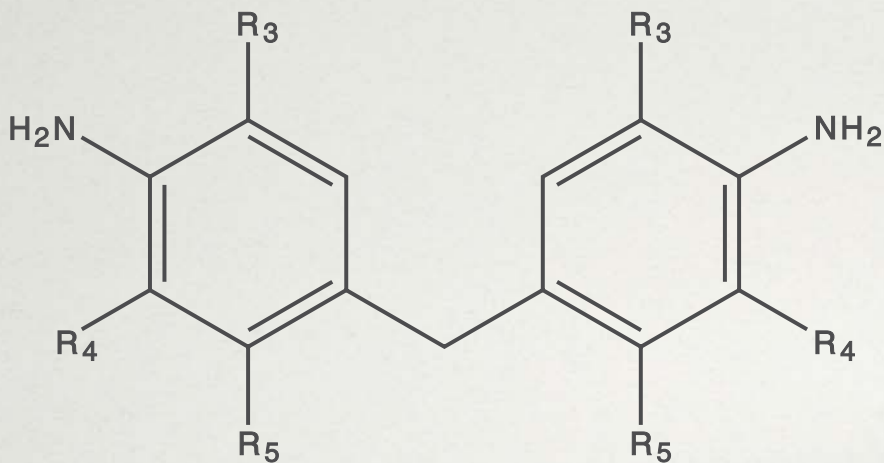
been a slow Who song because Moonie couldn't play 'em!"

Thomas Lang, a modern master of technique, applauds Moon. "No, he wasn't a technical genius. But he had guts and energy, and he infected so many of us with the drum-virus because he made it look fun. Sometimes we tend to over-emphasize technique. When you listen to 'My Generation,' you can't help but get sucked into the track because of the ridiculous amount of chaotic energy Moon creates in the background. That's what matters."

Moon admitted it. "I'm really not into

Another insight from those  obsessive sound freaks at Remo®

Sounds like a PINSTRIPE™ to us.



∞ TO FULLY UNDERSTAND WHAT GOES into a REMO® drumhead, you may want to don a lab coat. At a molecular level, the casting and stretching of our polymer is crucial for particular sound properties. We use a 2-ply film that actually acts, and reacts, like one single and seamless layer of film, but is stronger and more durable. The net results of all this alchemy are surface molecules

that are loosely bonded to each other giving a more open sound and a tighter internal molecular bond for added strength and resonance. And, unlike our competitors, we employ films that have been designed specifically for our drumheads. Ultimately what you'll hear are audible nuances and projection quality so enhanced, you don't need to be a rocket scientist to know it's a REMO®.



Rhythm Lives™

Drumheads • Marching • Drumsets • World Percussion • Education • Kids Percussion • Sound Shapes • Accessories


For more information about Remo® products and programs, visit remo.com

TOCA

10th

Anniversary

1993 • 2003



*It's More Than a Sound,
it's an Attitude.*

Keith Moon

snare; the rest were taken away. The engineer miked the drums and put up overheads, but apparently the latter were virtually unusable because the cymbal sound you hear on the finished track is, in fact, bleed-through in the drum mikes! Moon sounds his usual powerhouse self."

The Last Days

Faces (and later Who) drummer Kenney Jones was with Moon the night of his death. They ate in distinguished company before

thought it was morning, so he took more pills. These pills are banned now. You shouldn't take them so close together. One of the effects is that they slow your heart down and relax you. They slowed his heart down *too* much. He didn't really die of a 'drug overdose,' and he didn't mix alcohol with drugs."

Indeed, Keith was looking optimistically at his new role in the Who organization. "For years, all we did was tour," he said. "Now we've got the opportunity to turn Shepperton

Zak Starkey

Moon In Spirit

When writer Robyn Flans asked Zak Starkey (*Modern Drummer*, July 1997) what he liked about Keith Moon, Zak replied, "God, *everything*. The drums are so at the forefront of that music, and there's so much going on with them. It was so aggressive and so nasty, and that's what I was into."

Following in the footsteps of Moon and of his father, Ringo Starr, Starkey had no formal training on drums. At age seven, Zak discovered The Who's early singles compilation *Meaty Beaty Big And Bouncy*. A few years later, he was playing along to *Live At Leeds*, *Who's Next*, and *Quadrophenia*. By age sixteen, he had attracted the attention of John Entwistle, and at nineteen he was working with Roger Daltrey. The logical next step was The Who. Zak took over the drum chair in 1996 for the world-premiere live performance of *Quadrophenia* in London's Hyde Park. That was the gateway to an enjoyable phase of his life, interpreting the music on which Moon had left his indelible stamp.

"I don't play what Keith played note-for-note on everything," Zak told Flans. "Probably 70% of the parts are changed. But there are certain things within every song that Keith did that have to be there."

Zak depicted The Who as "the ultimate drumming gig, because it's really a jazz gig. Obviously it's not jazz, but I can go out and play anything I want. There's no other gig where you can do that. It's very free-form."



courtesy of Drum Workshop

Everybody is throwing in stuff every night, which is what keeps it fresh and alive. Once you start going through the motions, you're dead."

Which pretty much echoes Moon's statement. "You can run into a danger of becoming an automaton if you do everything exactly the same each night." It would seem that in Zak, The Who has found Moon in spirit, if not flesh.

departing to catch the film premiere of *The Buddy Holly Story*. Kenney sat at the same restaurant table as Paul and Linda McCartney, British talk-show host David Frost, Paul's brother Mike, and Moon. "Keith was telling me that he'd been off the booze for six months and was feeling much better, more energetic," Kenney recalls. "His girlfriend was there and we had a nice evening—nothing was thrown anywhere!"

"When I awoke the next morning," Kenney continues, "the TV news said that the music industry was mourning the death of Keith Moon, who had died of a drug overdose. What happened was he went to bed around 2:30 in the morning and took the pills he normally took before bed. He woke up literally two hours later and

[The Who's studio] into a real working project for films, commercials, video theaters, rehearsal stages, our own production companies, and all of that. That's as exciting for me as being on the road. Playing drums got me in the position where I can now do other things."

The cover of *Who Are You* shows Keith astride a chair inscribed with an eerie admonition, "Not To Be Taken Away." Yet after his passing, The Who pressed on with Keith's old friend Kenney Jones on drums. "I would have given anything *not* to be in The Who under those circumstances," Jones reflects. "No one can replace Keith Moon, no one."



>SIGNATURE SERIES



THOMAS LANG > INDEPENDENT

VIC FIRTH
1972

VIC FIRTH



Want to win cool prizes? Go to www.contest.vicfirth.com and enter code 10803.

VICFIRTH.COM

Keith Moon

Style And Analysis



by Ed Breckenfeld

MUSIC KEY

| | | | |
|------|---|------|------|
| Open | O | R.C. | C.C. |
| H.H. | X | X | X |
| T.T. | ● | ● | ● |
| S.D. | ○ | ○ | ○ |
| F.T. | ○ | ○ | ○ |
| B.D. | ○ | ○ | ○ |

Ghost Add'l Note Toms

Keith Moon wanted to be a surf drummer. He loved the sound coming out of Southern California in the early '60s and would have been happy if The Who had turned into the next Beach Boys. Of course, that wasn't going to happen, what with Roger Daltry's

preference for R&B, Pete Townshend's pop leanings, and John Entwistle's penchant for the macabre. But it gives us a glimpse into the influences that led to Moon's style, one of the most original in all of rock drumming history.

Mix "Wipeout" by The Surfaris with the energetic drumming on the surf-guitar hits from Dick Dale, and add the showmanship of Gene Krupa, and you've got some of the ingredients Keith was working with. As The Who evolved from a "Mod" singles band into an arena-rock powerhouse, so too did Moon's drumming, becoming heavier, wilder, and more extreme than any of his early influences. And yet his playing was uniquely musical in its own way, reflecting Keith's instinct for self-expression.

There's a great moment in the video *Classic Albums: Who's Next*, where Roger Daltry brings up the faders on his vocals and Keith's drums in the middle of "Behind Blue Eyes." You can hear Moon playing fills along with the vocals and leaving space where fills *should* go. Daltry called it genius, and there's no doubt that Moon in his prime was mesmerizing. Check out the *Live At Leeds* CD, or the *Live At The Isle Of Wight Festival* film. These are great documents of how his energy and the barrage of his sound would drive the band. It's legendary stuff, and we haven't seen anything like it since his untimely passing.

Transcribing Moon is challenging, though not impossible. More difficult is trying to find pieces of his playing that can sum up the whole. In the end, I chose some of my favorite Moon moments, in the hope that they can shed light on his particular brand of genius. In Keith's case, the sum is no doubt greater than the parts. But the parts are certainly fun and insightful to examine!

"Can't Explain" (1965)

Keith's performance on The Who's first single was conservative by his later standards, though quite confident for an eighteen-year-old. This track contains the following memorable short fill that sets up each bridge. In later live performances he would turn this rhythm into four-stroke ruffs.

"My Generation" (My Generation, 1965)

The Who's youth anthem features several classic performances: vocalist Daltry's stuttered delivery, Entwistle's show-stopping bass solo, and Keith's extended triplet solo over Townshend's ending guitar chords. The chaotic ending was revolutionary in '65, and a harbinger of things to come in future Who jams.

"Cobwebs And Strange" (A Quick One [Happy Jack], 1966)

This Moon-written madcap instrumental musically captures the comedic side of his personality. It culminates in an escalating "battle" between Keith's drums and Townshend's strummed guitar. Oddly enough, it's one of the very few instances of Moon taking unaccompanied drum solos in all of the Who's catalog. This first four-bar break shows a Gene Krupa influence, albeit with Keith's decidedly wilder approach.

"A Quick One While He's Away" (A Quick One)

Here's Keith's blazing continuous pattern for the "Ivor The Engine Driver" part of Townshend's first mini rock opera. Only Moon could get away with something like *this* for a drum beat in a song.


"Armenia City In The Sky" (The Who Sell Out, 1967)

The psychedelic opening track from *Sell Out* features Moon's driving groove based on Entwistle's quarter-note bass guitar part. This is an early example of what would become a Moon staple—the repeating short tom fill as an integral part of a drumbeat.



“Amazing Journey” (*Tommy*, 1969)

The Who’s first album to break through to a mass audience in the US is also the first album that came close to capturing the intensity of Moon’s drumming assault. Keith’s entrance in this song still makes me smile every time I hear it. The playfulness in his approach to the end of the quarter-note triplet sequence is marvelous and uniquely Moon.




“I’m Free” (*Tommy*)

Keith loved his 16th-note-triplet fills, as you can hear every four bars in this tune! This fill comes halfway through the song’s bridge, demonstrating his ease of movement around the set, and also how he would support his fills with timekeeping bass drum notes underneath.




“We’re Not Going To Take It” (*Tommy*)

The final track from *Tommy* contains some great examples of the unconventional Moon approach to drumbeats. As the band is singing the out chorus of “Listening to you, I get the music...,” Keith is pushing himself to create a new type of groove using two-handed unison rhythms around the kit. Perhaps by playing slower unison fills with both hands, this was Moon’s way of holding back his own manic tendencies in order to preserve the dramatic mood of the album’s finale.



“Heaven And Hell” (*Live At Leeds*, 1970)

Widely regarded as one of the greatest live albums ever recorded, *Live At Leeds* was given a few facelifts in recent years to include many tracks from the concert that were left off the original album. This Entwistle song was The Who’s usual opener around this time, and Moon comes out storming on this track. He settles into this repeating pattern halfway through Townshend’s guitar solo. This beat once again aptly demonstrates his “more is more” approach.




“Baba O’Riley” (*Who’s Next*, 1971)

Back in the studio, Keith toned down his approach. For the lead track on *Who’s Next*, he kept a pretty straight groove throughout, saving his signature fills for optimum spots like this one coming out of the song’s breakdown section. Once again, the bass drum support under the fill give it the Moon touch.



“Bargain” (*Who’s Next*)

With his explosiveness, Keith was wonderful at coming up with opening drum fills for songs. This one has all the Moon-isms: the syncopated accents, the bass drum support, and the 16th-note-triplet ending to tie it all up neatly.



“Won’t Get Fooled Again” (*Who’s Next*)

Perhaps the most famous drumming sequence in Keith’s career is his short climactic solo coming out of the last, long breakdown in *The Who’s* classic rock masterpiece. Keith, who rarely took extended solos, treated this as a series of fills with space in between, adding tension as he plays off the synthesizer part. The solo builds in intensity as it moves towards a long 16th-note snare roll finish. Notice the bar of 2/4 time. One can only wonder if that was planned or serendipitous.



What's your **FAVORITE** color?

Peter Erskine: **Red Granite**

Terry Bozzio: **Purple Granite**



John Tempesta: **Gray Granite**

Mick Fleetwood: **Ebony**

Find your favorite color for your favorite case now at www.xlspec.com


Protektor Cases™
Elite Air Series

16335-5 Lima Rd. Huntertown, IN 46748



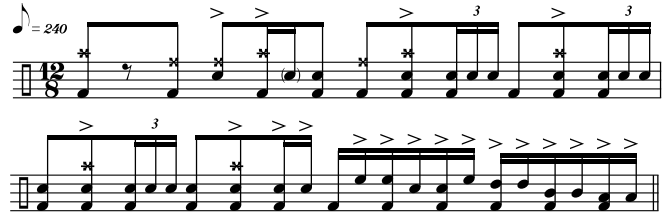
"The Real Me" (*Quadrophenia*, 1973)

With all this talk of fills and solos, you might think that's all Moon concerned himself with. Indeed, as Keith hit his prime, the line between drum beats and drum fills blurred. I'm convinced that he didn't think in terms of beats *or* fills, but of one unified stream of rhythm of which both concepts were equal and interchangeable parts. Check out this section from the bridge of this track. As Entwistle drops in sparse, melodic bass runs under Daltry's vocal, Keith plays his version of a funky beat, which he just can't help embellish with licks.



"Love, Reign O'er Me" (*Quadrophenia*)

Here's a sequence that dispels any notion that Keith was uncomfortable playing outside of 4/4 time. He starts the first chorus of this song with a standard, straightforward 12/8 groove. In the second chorus his part begins to get busier, and by the third chorus we're left with this wonderful bit of Moon madness.



YOU NEED MY CATALOG!

Manufacturers Love Us & Our Customers Love Us
Because We Move Product At The Best Prices
CALL US AND WE WILL PROVE IT!



...And Drummers Love Our Web Site
Guaranteed Lowest Prices & Packed With Info

www.ajproperpercussion.com

CALL FOR FREE CATALOG

1-800-545-7668

4340 W. Hillsborough Ave. Suite 208
Tampa, Florida 33614

Shop On-line • www.ajproperpercussion.com

NOBLE & COOLEY

A Better Drum
The Alloy Classic
Snare Drum

Available in 4.75" x 14"
& 6" x 14" sizes

WWW.NOBLECOOLEY.COM

BETA

FEEL THE BEAT WITHIN.

Wherever you hear a backbeat, you'll find a Beta microphone from Shure. Look closely, and you'll find everyone from Alex Acuna to Dave Weckl, from Eddie Bayers to Kenny Aronoff. If you look long enough, you may even find inspiration.

Beta Microphones.

Tour tested.

Top of the line.



SHURE[®]
It's Your Sound[®]

visit www.shure.com

one **ANGRY** summer

The boys are ready. A brand new bassist, Robert Trujillo, brings Metallica back to full unit status. A new album, *St. Anger*, is on deck, and a new European tour starts right after the album release. Plus there's the insanity of the Summer Sanitarium tour. And Lars has a new drum set—make that sets plural. Bringing the right amount of calm, sanity and order to it all is Metallica's Master of Drum Logistics, Fleming Larsen.

"Lars' new Starclassic Maple kit is pretty much the same as the old one," says Ulrich's drum technician of over 17 years, "except I think it sounds a lot better. The Silver Sparkle kit had a covered finish; the new green one has a painted one, and I can definitely hear the difference. The sustain is the same—that's always been good with the Star-Cast mounting system—but the dynamic range is bigger. It's not just brighter, it's fuller at both ends of the spectrum."

"There is a difference in the floor toms. There's still the 16 x 16, but we now have a 14 x 16 instead of the 16 x 18. A 16 x 18 is really more like a coffee table, but you still have to do a soundcheck with it. It's my opinion that it's too big to get a good sound. However, I think it was more for my sake that Lars changed it."

"Lars has been using his bell brass signature snare in the studio, but the plan is to go on the road with the diamond plate model. The diamond plate was a big shock to me because I was so tuned into the bell brass. I didn't like the diamond plate at first—I think it was the looks that threw me off—but it grows on you. It's very good actually, very easy to work with, consistent from venue to venue and VERY loud."

"The Tama hardware just keeps getting better. That's all I can say. We've broken a beater shaft once or twice. But one or two in seventeen years isn't bad. Lars can hit so hard he can bend a die-cast hoop with his aluminum sticks. Of course, I have spares."

"We need two main kits for the tour: one where we're playing and one for getting ready at the next venue. We also need kits for radio and club shows and practice kits for the dressing rooms. All together there will be seven drum kits running around. I have to figure how much hardware and cymbals I need and all the little stupid stuff like felt washers."

"I've been doing this since 1985. This is the best job in the world and I wouldn't give it up for anything."

new kit(s)

lars

new album

ulrich

new tours

metallica

new bass player



fleming larsen

lars' starclassic maple kit



color: green sparkle

sizes: (2) 16 x 22 bd, 8 x 10mt, 10 x 12mt

14 x 16ft (not pictured), 16 x 16ft

lu1465 6.5 x 14 diamond plate steel signature snare

hardware: hc104tb, hs700w

throne: ht730

pedal: (2) hp900P

hi-hat stand: hh905





Photo: Steve Jannides

www.metallica.com www.tama.com

For the new Tama Drum & Hardware catalog, send \$3.00 to: Tama Dept. DR31, P.O. Box 886, Bensalem, PA 19020, or P.O. Box 2009, Idaho Falls, ID 83403



Adam



Deitch



Bringing The Beats To Sco

“He’s a bad boy, that’s for sure,” says guitar star John Scofield of his talented young sideman Adam Deitch.

On the Sco gig, Deitch comes across like a composite of two great drummers that the guitarist has worked with before—the original funky drummer himself, Clyde Stubblefield, and highly regarded jazz drummer Bill Stewart.

“Adam’s got a real jazz sensibility on top of this super groove thing,” Scofield says. “It’s hard to find guys who bring that sort of jazz seriousness, listening, and expertise, because most guys are just into hip-hop, funk, or drum ‘n’ bass. Or you have the jazz kids who kind of stay strictly with that; they want to be like Roy Haynes and Elvin Jones and never even consider investigating the hip-hop thing.

“Adam is unique because he’s got both sides covered,” Scofield continues. “He’s a funk drummer circa 2003, meaning hip-hop and also what he would call ‘the new thing,’ which incorporates the super uptempo technique of drum ‘n’ bass. He’s part of a whole new generation of drummers who are into that kind of music. Plus he’s got that jazz mentality and a ‘take no prisoners’ type of creativity—all combined with the groove of death.”

Story by Bill Milkowski • Photos by Paul La Raia

Deitch's deft touch, great ears, and interactive instincts, together with a powerful urge to groove, have put him in good standing with the perennial poll-winning guitarist, bandleader, and Miles Davis alumnus. "Adam's just got that thing, you know?" Scofield says. "And I know, because I look for drummers all the time. It's sort of the story of my life. I really feel that if I don't have a great drummer, I can't have a good band. I'm just hooked on great drummers, and I found one in Adam. Plus we get along. We hang out and talk about music. He plays hip-hop stuff for me, and I play jazz stuff for him. He really teaches me about some areas that I'm not that familiar with."


Deitch was playing with The Average White Band and also gigging around New York with his own '70s-styled funk band, Lettuce, when Scofield first encountered the young drummer a few years back. As Deitch recalls, "I was doing some gigs here

and there, and sitting in with Soulive, and my friend Eric [Soulive guitarist Eric Krasnow, who attended Berklee College Of Music with Deitch] told Scofield about me. John was going through a bunch of different drummers at the time.

"I finally got to play with John when he sat in with Lettuce at the Wetlands in New York," Adam says. "Lettuce did a weekly gig every Friday night with a different guest, and as it turned out the final guest during our run there was John. We all knew he was coming, so we learned one of his old tunes. We were all psyched to play with him. And at one point during the set, he cut the whole band off and said, 'Just me and the drums.' And of course I was totally freaking out, because he's one of my heroes. Anyway, that night he ended up cutting the whole band off three more times, turning around and saying, 'Just me and drums.' And each time we'd play together he was smiling."

A month later Deitch got the call to join Scofield's band. They put in a whirlwind tour before going into the studio to record 2002's *Überjam*, a monstrous slamfest that followed in the wake of 1998's *A Go Go* (the guitarist's groove-laden recording with Medeski Martin & Wood, which helped launch Sco on the jamband circuit) and 2000's similarly funky *Bump*. And now comes *Up All Night*, the band's first truly collaborative outing. Deitch shares composer credit with his fellow bandmembers on five tracks from the album, and splits a fifty-fifty credit with Scofield on the scintillating closer "Every Night Is Ladies Night."

Whereas *Überjam* stayed more focused on funk and N'awlins-informed grooves, the more urgent and adventurous *Up All Night* travels from Meters-inspired funk to dirty South bounce and Miami bass grooves, from Fela Kuti's hypnotically pulsating Afro-beat, to retro-disco, to new school, to drum 'n' bass, to old-school soul



They're not just Vater artists...
They're Family.

Dave DiCenso
Independent
Powerhouse / Brushes

Tris Imboden
Chicago
Power 5B Wood

Graham Hawthorne
Paul Simon
Recording / Retractable
Wire Brush

Robin DiMaggio
Boz Scaggs / Ind.
The Stewart Copeland Standard
Whip / Acoustick Solid / Studio 2

Jota Morelli
Al Jarreau
Cymbal Stick Ball

Drew Hester
Lisa Marie Presley
5B Wood / Universal

Lil' John Roberts
Musiq / George Duke / Ind.
Lil' John Roberts' Philly Style

Shawn Pelton
Sheryl Crow / S.N.L. Band
Independent
1A Wood / Acoustick / Splashstick

Todd Sucherman
Styx / L.A. Sessions
Sugar Maple 5B Wood

Stewart Copeland
Oysterhead / Police
The Stewart Copeland Standard

David Leach
Independent
3/8" Hickory / Assorted Mallets



Unmatched Quality Guarantee: Vater guarantees their drumsticks to be straighter, more consistent and of higher quality than all other leading drumstick manufacturers. Vater's Nylon tips are also guaranteed not to fall off, crack or break for the performance life span of the drumstick.

VATER PERCUSSION 270 CENTRE STREET, HOLBROOK MA 02343 USA 781.767.1877
ALL VATER STICKS ARE TONE MATCHED BY COMPUTER ANALYSIS

VATER.COM



Track By Track Deitch On Sco's Up All Night

"Philiopiety"

I'm a huge fan of The Meters' drummer, Zigaboo Modeliste. He was my inspiration for this tune. Plus the bass player in our band, Andy Hess, is also a huge Meters fan. That kind of push-and-pull relationship that Zig established with [Meters bassist] George Porter is legendary. George was on top of the beat and Zig was forever behind, but *right there*. What an original concept, putting the whole second-line drumline in one drumset. And Zig did it so amazingly. I don't think anyone's done that since, except for Russell Batiste, who grew up watching Zig. He's the heir to that.

"Watch Out For Po-Po"

There's this drumming trend going on right now with drummers like Brian Frazier Moore, Lil' John Roberts, and certain other guys playing with modern R&B acts. A lot of the grooves are dirty South bounce grooves, which is sort of like a double time with a half-time backbeat. That's what this tune has. John loved the groove and wrote this piece on the spot.

"Creeper"

This reminds me of some classic Scofield. It almost has an '80s vibe but with a sampler in there. This tune sets the vibe of the record for me, and I made a point here to drive that ride cymbal hard and not let anything interfere with the forward motion of the piece.

"Whatcha See Is Whatcha Get"

We're all boogaloo fans, we all love Idris Muhammad, Grant Green Jr., and what Soulive is doing now. That's where this tune is coming from. It's just a nice-feeling groove that's fun to play, and John likes the tune. He remembers it being on the radio when he was young. It's just boogaloo-styled R&B soul. He likes to sing on it sometimes, kind of scatting over it.

"I'm Listening"

This is sort of a feel-good tune where I'm playing half of a drum 'n' bass groove. I wanted to play the first half of it and then leave the second half to space, and I tried to keep to that for the whole tune so it

would just have a vibe. You're not hearing drum licks, you're hearing this meditative sort of thing.

"Thikhathali"

This is definitely a Fela Kuti Afro-beat piece, which for me was inspired by his great drummer, Tony Allen. Just before we started working on this tune, I had been checking out a new Tony Allen record called *Black Voices*. And I did my best on this tune to make it true to what Tony does.

"Four On The Floor"

We're all Al Green fans, and, of course, I'm a big Al Jackson Jr. fan. There's something about the way he played 2 and 4 that is magical. He had that deep snare sound, and I tried to emulate that tuning on this song. I also wanted to make a statement here that I can play simply through a whole tune. I would eventually like to do some pop gigs, and I think this tune showcases that I have fun playing in that style.

"Like The Moon"

This is sort of like a drum 'n' bass ballad. It's influenced a little bit by Brad Mehldau's new record, *Largo*, which Matt Chamberlain plays amazingly on. I dug the vibe of that record. And again, it's sort of a meditative thing until we get to the middle of the tune, which is completely techno-ed

MINI-MASS LUGS
- LOWER MASS -
STRONGER THAN
REGULAR ZINC ALLOY!

RMV® Drums



Exclusive Exotic Brazilian Rock-Wood Shell
30% denser than Birch, 18% denser than Maple.
Loud attack, full body with superior stick definition.

Handmade WrapArt Shell Finishes
A beautiful selection of finishes, including fades and sparkles.

Mini-Mass Lug System - pat. pend.
Oversized metallic swivel nut encapsulated into a solid composite with carbon fiber structure. Chrome or black casings.
The light yet ultra rigid lugs allows the shell to vibrate freely.

Sturdy 2.3mm Steel Hoops
Stable and rigid, providing precise and lasting tuning.

Tom-Toms Equipped with Suspension System
Providing full resonance, maximum sustain and a focused sound.



Check them out at a Five-Star Professional Drum Shop

www.rmvdrums.com

out and futuristic with that Dee Anthony echo thing on the drums. It's a ballad, it's mellow, and I think it's one of the strongest melodies on the record.

"Freakin' Disco"

We wanted to have a rockin' party tune, but do our own thing with it. It's sort of like a Gap Band vibe. I'm really into The Gap Band. I think "You Dropped A Bomb On Me" is one of the greatest drum grooves of all time. The only fill on the entire tune is at the beginning. So this tune was in that vibe.

"Born In Troubled Times"

This is another darker tune. It's sort of a loose, hip-hop, Idris Muhammad thing. I added a piece of John Bonham and a sliver of Billy Martin on that too. Billy plays a lot of nice stuff with MMW, a rocky, loose-but-clean sort of vibe.

"Every Night Is Ladies Night"

Avi Bortnick had the original groove from 2 Live Crew, that really cheap Roland TR-808 drum machine sound, and I just emulated that beat. And it's fun for me to play in the style of a robot. I feel like I become a robot when I play this tune. I try to make everything rigid and every fill completely even.

on a cover of The Dramatics' "Whatcha See Is Whatcha Get." Adam handles every rhythmic nuance with aplomb.

On record and in concert, Deitch throws down with uncommon authority while cutting up the beat in hip, unpredictable ways. His capacity for coming up with creative fills while keeping a steady groove is best exemplified on "Offspring," "Polo Towers," "Lucky For Her," and the title track from *Überjam*, as well as practically every track on the supremely funky *Up All Night*.

Grounded in the slyly syncopated spirit of his former teacher and mentor, Tower Of Power's David Garibaldi, while still audaciously waving the flag for "the new thing," Deitch is definitely one of the neo-groovers on the scene worth watching. Considering that Scofield has recorded and played with such great drummers as Al Foster, Adam Nussbaum, Jack DeJohnette, Omar Hakim, Billy Cobham, Steve Jordan, Bill Stewart, Idris Muhammad, Billy Martin, and Dennis Chambers, and is *still* excited about playing with Deitch, that's quite an endorsement.

MD: How did you start listening to jazz?

Adam: Through my parents [Bob and

FIVE-STAR PROFESSIONAL DRUM SHOPS

We're All About Three Things: Drums, Drummers and Drumming.

- 2112 Percussion ★ Raleigh, NC ★ 919/833-0046 ★ 2112online.com
- A.J.'s Pro Percussion ★ Tampa, FL ★ 813/353-1829 ★ ajpropercussion.com
- Bentley's Drum Shop ★ Fresno, CA ★ 559/222-5011 ★ bentleysdrum.com
- Buffalo Drum Outlet ★ Buffalo, NY ★ 716/897-0950 ★ buffalodrumoutlet.com
- Cadence Drums ★ Rochester, NY ★ 716/247-8690 ★ cadencedrums.com
- Columbus Percussion ★ Columbus, OH ★ 614/885-7372 ★ columbuspercussion.com
- Drum Center ★ Indianapolis, IN ★ 317/594-8989 ★ drumcenter.com
- Drum Circuit ★ San Luis Obispo, CA ★ 805/543-0338 ★ drumcircuit.com
- Drum Headquarters ★ St. Louis, MO ★ 314/644-0235 ★ drumheadquarters.com
- Drum Headquarters ★ St. Peters, MO ★ 636/928-0235 ★ drumheadquarters.com
- Drums 'n' Moore ★ Monona, WI ★ 608/222-3786 ★ drums-n-moore.com
- The Drum Shop ★ Prescott, AZ ★ 928/771-0216 ★ drumsdirect.com
- Drum World ★ Pittsburgh, PA ★ 412/343-2600 ★ drumworld.com
- Ellis Drum Shop ★ St Paul, MN ★ 651/603-0848 ★ ellisdrumshop.com
- Explorers Percussion ★ Kansas City, MO ★ 816/361-1195 ★ explorersdrums.com
- Fork's Drum Closet ★ Nashville, TN ★ 615/383-8343 ★ forksdrumcloset.com
- Jersey Drums & Percussion ★ Edison, NJ ★ 732/985-9099 ★ jerseydrums.com
- Jersey Drums & Percussion ★ Bricktown, NJ ★ 732/451-0888 ★ jerseydrums.com
- Just Drums ★ Toronto, ONT ★ 416/226-1211 ★ justdrums.com
- Lemmon Percussion ★ San Jose, CA ★ 408/286-9150 ★ lemmonpercussion.com
- Long Island Drum Center ★ Plainview, NY ★ 516/694-5432 ★ lidrum.com
- Memphis Drum Shop ★ Memphis, TN ★ 901/276-2328 ★ memphisdrumshop.com
- Midwest Percussion ★ Chicago Ridge, IL ★ 708/499-9520 ★ midwestpercussion.com
- Ray Fransen's Drum Center ★ Kenner, LA ★ 504/466-8484 ★ rayfransensdrumcenter.com
- Rupp's Drums ★ Denver, CO ★ 303/756-5777 ★ ruppsdrums.com
- West Coast Drum Center ★ Santa Ana, CA ★ 714/545-2345 ★ westcoastdrum.com
- Zampino's Drum Shop ★ North Canton, OH ★ 330/499-1198 ★ zampinos.com

The Five-Star Mission

As North America's leading independent drum shops, the owner-members of the Five-Star network are dedicated to providing:

- ★ Well-trained and knowledgeable staff.
- ★ Top quality goods and services at competitive prices.
- ★ Instrument repair and maintenance.
- ★ Artist and tour support.
- ★ In-store lessons, workshops and clinics.

www.fivestardrumshops.com

Adam Deitch

Denise Deitch], who are both drummers. They met at Berklee in 1973. They never made it to a national level, but they worked in the tri-state area as a duo after they graduated from Berklee.

MD: Being married and playing the same instrument, you'd think there would be a built-in tension factor.

Adam: Yeah, but it just seemed to work out because they're music fans more than drum fans. And they had different approaches to the kit. My dad was more into Billy Cobham, Buddy Rich, and Alphonse Mouzon. Mom was more like a straight pocket player who was into Bernard Purdie.

MD: So you must've heard a lot of their records growing up.

Adam: I heard the Herbie Hancock Headhunters records with Harvey Mason and Mike Clark from my crib. And I remember the Brecker Brothers' "Skunk Funk" just playing continuously, along with Herbie Hancock's *Sunlight*.

My parents both grew up in The Bronx, so they're into the funk, but they're also into jazz. And they always had something to say about every drummer. They sat me




7 CRAFTSMEN:

NUMBER OF ARTISANS MAKING OUR INSTRUMENTS — BY HAND.



TREEWORKS
HAND CRAFTED CHIMES
MADE IN NASHVILLE, TENN.

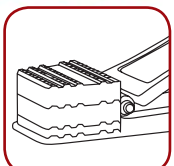
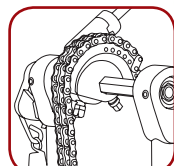
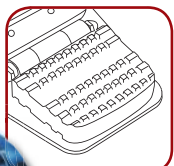


Listen. It matters.

For free catalog call now 1.877.372.1601 or www.treeworkschimes.com



VINNIE COLAIUTA INDEPENDENT



CHOICE OF DRIVES
DELTA SYSTEM
ALUMINUM HEX SHAFTS,
LINKAGE AND PLATES
ELEVATOR HEEL OPTION



PEDAL SPECIALISTS: VINNIE COLAIUTA, DRUM WORKSHOP AND YOUR LOCAL DW DEALER

FREE DW 30TH ANNIVERSARY DOUBLE CD WITH PURCHASE OF 5000 SERIES DELTA3 PEDALS

VINNIE COLAIUTA PLAYS THE
DW 5002AD3 DOUBLE BASS DRUM PEDAL

Adam Deitch

down when I was eight and had me listen to *A Love Supreme*, and they'd say, "Check out Elvin, check out his left hand!"

MD: Were they already schooling you on the rudiments at that early age?

Adam: Not really. They weren't into technique. It was always the music with them—play the song *correctly*. My dad eventually switched over to piano, and they did duo gigs all around the East Coast for fifteen years, playing lounges, clubs, weddings, parties, and bar mitzvahs. I sat in with them occasionally. That was my training. Mom would get up and play congas or tambourine and sing when I played drums. But if I missed a hit, if I missed anything, my mom would turn around with the stick and literally hit my cymbal where the hit should've been. And I'd freak out. Don't miss it again, you know?

MD: What was your Berklee experience like?

Adam: Originally I didn't want to go. My attitude was, "Naw, I'm gonna get laughed at." But in the summer of '92, my mom encouraged me to check out this five-week summer session, and when I got there I met Eric Krasnow and Adam Schmirnoff, the



HEADFIRST™
CUSTOM BASS DRUM HEADS

LEADING THE INDUSTRY IN CUSTOM BASS DRUM HEADS
IS YOUR HEAD IN MODERN DRUMMER?


ANYTHING YOU WANT
on your bass drum head.
OUR CUSTOM HEADS SHIP IN A
WEEK AFTER APPROVAL!
Forget overpriced companies, we charge
ONLY \$139 for most heads.

TO CHECK OUT SOME MORE HEADS:
781.963.4323
WWW.HEADFIRST-ONLINE.COM
279 CENTRE STREET HOLBROOK, MA 02343

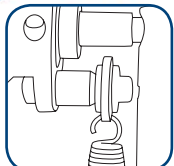
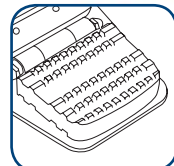

D **Drum World**
Pittsburgh
"the name says it all"



1-800-335-3445
name brands at discounted prices
www.drumworld.com



STEVE SMITH VITAL INFORMATION



- FLOATING ROTOR
- INFINITE TORQUE ADJUSTMENT
- FLOATING SPRING ASSEMBLY
- DELTA PLUS
- MULTI-BEARING SYSTEM



PEDAL SPECIALISTS: STEVE SMITH, DRUM WORKSHOP AND YOUR LOCAL DW DEALER

FREE DW 30TH ANNIVERSARY DOUBLE CD WITH PURCHASE OF 9000 SERIES PEDALS

STEVE SMITH PLAYS THE
DW 9002 DOUBLE BASS DRUM PEDAL



Adam's Equipment

"I'm not a hardcore gear guy," Adam Deitch confesses. "My parents have had the same heads on their drumset in the basement for twenty years. So for some reason that attitude got passed down to me—less concern about gear, more about what you're doing in the music. But at the same time, tuning is really important to me. I recorded on a cheap \$400 drumset in the studio. But I put in a lot of work tuning them, and the drums ended up sounding better than any kit I've ever heard in my life. So the type of drums doesn't matter to me, but tuning is everything."

Adam has two different sets that he plays. With the John Scofield Band he uses an 18" bass drum, and for his hard-hitting funk band Lettuce or his hip-hop group The Formula, he'll go with a 22". "John got me into using an 18"," Adam says, "which was a stretch for me because I had been playing a 22" all my life. To get a touch on an 18" takes years and years. You can't lay into it the same way. But John said, 'Let's try it. I'm hearing this sort of bass drum on a lot of my tunes.'

"We actually got into a bunch of arguments about that 18" bass drum, because the soundman didn't want to deal with it. An 18" drum with no hole in the front head is really hard to

mike. It's just not as punchy. And it's not always appropriate for the big rock clubs that we play. But onstage, that's what sounds good to John, because those big rock bass drums get in the way of what he's trying to do.

"So we went back and forth for a while," Adam continues, "and ultimately our soundman figured out how to mike it correctly. We did a lot of experimentation with getting the right mic' placement and the right heads. Heads are really important. I use coated heads on the jazz kit and thick clear heads on the funk kit, which is pretty common. Such a different sound."

Along with standard 12" and 14" toms, Adam uses two snares in his setup, each offering him radically different pitch options. "One is tuned loose so I can get some good second-line stuff happening, which is where John is coming from a lot of the time. That's also the true place where jazz meets funk. So if I have that basic snare function taken care of, then I can have my hip-hop, drum 'n' bass snare on the left, which is tuned tight and cranked up all the way. I tried using a piccolo snare as my side snare, but it really didn't make it for me. Piccolos sound loud and

sharp, but they don't sound so good out in the house. The ones I used never had the body that I wanted, the thickness to the sound along with the crack."

Deitch's cymbals are all Zildjian. "They make great old-sounding jazz cymbals as well as brand-new drum 'n' bass and hip-hop ones. They're so aware of trends and what's happening. What I really like now is their non-lacquered cymbals with no paint—just straight out of the oven with the Zildjian logo. Those are my favorites. There's no ping to these cymbals, no annoying high-end ring."

Deitch has two 20" rides—a no-lacquer cymbal and a K Constantinople ride with rivets, which is a copy of Elvin Jones' cymbal. "I use it as my crash," he says. "I used that on all of *Up All Night*. You can hit it and it's got sustain, or you can just touch it and it speaks. It's great."

Adam uses Vater 5B sticks. "They're a little heavy for me," Adam explains, "but when I get in front of a crowd, I get nervous. And when I get nervous, the adrenaline flows, so any stick feels lighter to me when I get to the gig. So I practice with a 5A, but live I have to use a heavier stick."



The Avedis Zildjian Company
presents the

2003 AMERICAN DRUMMERS ACHIEVEMENT AWARDS

Honoring

Steve Gadd



Hosted by Bill Cosby

Featuring musical performances by

Paul Simon

James Taylor

Vinnie Colaiuta

Rick Marotta

and more

Plus a special tribute to

Armand Zildjian

Saturday | September 13, 2003 | 7:30pm

Berklee Performance Center, Boston, MA



©2003 Avedis Zildjian Company

Special Golden Circle seating available.
For event information, call 781.684.6200
Tickets on sale now through Ticketmaster

ticketmaster

ticketmaster.com • 617.931.2000 • 617.228.6000
& outlets.

Proceeds to endow a Steve Gadd scholarship at Berklee College of Music



ZILDJIAN.COM/ADAA



great funk guitar player from Lettuce. Those were some major connections for me. They were into the same stuff I was into.

Growing up in Nyack, New York, I played in rock bands with my peers, but I never liked that music. At Berklee I didn't have to play rock. And I totally fell in love with the instrument again from playing with these guys who were into funk. We went straight for the Herbie Hancock, Earth Wind & Fire, and Tower Of Power tunes.

MD: Were you already into subdividing and more sophisticated approaches to backbeat?

Adam: Yeah, I was already a huge Garibaldi fan. I had taken a lesson with him when I was twelve. He was teaching in Nyack for one day—lessons with Garibaldi, \$40 an hour—and my dad was like, "We're going!" I taped the entire lesson and he played all his grooves, slowed them down, and wrote them out. And from that understanding of where he was at, it just opened up a whole world for me.

When I got to Berklee, a lot of the people there were heavily into the fusion thing—

John McLaughlin and what Scofield did with Dennis during the late '80s. But we kind of rebelled against that because we wanted to play funk and keep it simple. A lot of kids couldn't do the groove thing at Berklee when we were there. And it was like, "Okay, we want to make our point and do our thing." So we made a conscious effort not to play fusion or take it too out.

MD: Was playing time a natural thing for you from an early age? Some people have to work at it.

Adam: Oh yeah, I'm *still* working on it. The first thing I learned to do was just play four beats to a measure—right hand on the hi-hat, left hand on the snare on 2 and 4, and 1 and 3 on the bass drum. My dad would play guitar or keyboards while I would do that, and he would let me know if it was feeling good or not. So I owe dad for schooling me on that.

MD: How did you go from digging funk to appreciating jazz?

Adam: I never related jazz to something that was of relevance to my generation, because

when I was young I was ignorant. Jazz was like old people's music to me. But once I got into hip-hop and started checking out guys like Pete Rock, A Tribe Called Quest, and producers like Diamond D, who were sampling really hip stuff from Art Blakey and Miles Davis records, I would go buy them. Because of that, jazz started to have some relevance to me.

MD: Were there some significant records that caught your attention at that time?

Adam: Oh yeah, Art Blakey's *Free For All*. That was sampled on a Tribe Called Quest record. The energy of that record blew me away.

MD: Do you think of yourself now as belonging to any particular school of drumming?

Adam: The school of drumming that is closest to my heart is the Harvey Mason/Fred White [Earth Wind & Fire] school, the guys who played on those records I loved, and who made them feel great. They didn't just play the funk. They came from the jazz side, too. That's my thing, taking the old stuff that

Pick up your toys and go play!

MAPEX makes it easy to take your drums from your house, to the gig and everywhere in between with a **FREE** set of heavy duty padded nylon bags (a \$200 retail value).

Purchase a **MAPEX Saturn Pro** kit with its **unique Maple and Walnut shells**, and we'll throw in a set of bags to protect your investment.

This offer is good for a limited time, so hurry to your local authorized MAPEX dealer or visit mapexdrums.com for more information.

Purchase any new Saturn Pro drumset consisting of five (5) or more drum shells between 4/1/2003 and 8/31/2003 from an authorized MAPEX USA retailer and become eligible for the free five (5) piece bag promotion. Coupon must be postmarked by 8/31/2003 and mailed to MAPEX with the original sales receipt. Limit one promotional offer per household. Promotional offers valid on in-stock retail merchandise only.



Saturn Pro SW5255
in Cherry Red
cymbals not included



Brady Blade
Jewel

Paul Crosby
Saliva

Keech Rainwater
Lonestar

Herlin Riley
Wynton Marsalis

Ralph Peterson
Branford Marsalis



The drummer's other voice.™

Adam Deitch

was happening in the '70s and making it relevant again. And I do that with Scofield in a jazz-funk context, with Lettuce in a '70s funk context, or with my band The Formula in a straight hip-hop context.

MD: What's the difference between your drumming role with The Formula and with Lettuce?

Adam: With Lettuce I really want to bring it back to the '70s by creating that early EWF/Herbie/Bootsy Collins/P-Funk/Morris Day & The Time vibe that not a lot of people are hip to nowadays. I want to bring that stuff back along with DC go-go. That's what Lettuce is focused on.

MD: And The Formula?

Adam: It's more stripped down. I don't do any fills or solos in that band. The only fills I take are drop-outs. It's just a strict concept band.

MD: And what about Scofield? How has that experience been for you, and how have you grown with the band as a drummer?

Adam: Being the great bandleader he is and

coming from the great legacy of bandleaders he's been a part of, John understands how to allow what you do to work in his music. And he's given me a path to do that—to pull from

"I was lucky to find Adam. He and I can sit down, just the two of us, and play all day. It just clicks." —John Scofield

my Lettuce and Formula experience as well as my pocket stuff from Average White Band.

MD: Was Average White Band one of your first important gigs out of Berklee?

Adam: Yeah. I was with them for two and a half years. We recorded a live DVD at House Of Blues in LA, so it was a great experience for me. They hipped me to so much soul music.

MD: How does the Average White Band style of drumming differ from the EWF approach?

Adam: Well, Steve Ferrone's a different drummer from Fred White. Robbie

MacIntosh was the original AWB drummer, and he played on "Pick Up The Pieces." Ferrone came in on the next record, *Cut The Cake*. But they're both different from Fred

White. With all the horns in Earth Wind & Fire, the drummer had to be extremely simple. Ferrone was a little bit more into hip accents and things that were cooler.

And they have a great live record, *Person To Person Live*, which is a good example of what Ferrone offered that band. That's one of the most important funk drumming albums ever made.

Ferrone once came to an AWB gig that I was on, and I made him sit in. He was burning. After the gig he sat me down and schooled me on each one of the grooves. He said, "I played these grooves the way I did on record for a reason. Keep those grooves alive." He also told me, "I appreciate what you're doing, but 'School Boy Crush' goes like *this*." And I was like, "Okay, Mr.

FLATS™

ar b i t e r

Lite Kit includes:

- 10", 12" and 14" single Toms, 20" Bass
- 12" x 2" double-headed Snare
- Hi-hat Pedal
- Boom and Straight Cymbal Stands
- Snare Stand
- Bass Pedal
- Tom Mounts
- Stool
- Canadian Made Cymbals
- 13" Hi-hats, 14" Crash and 18" Ride

\$699

www.arbiterdrums.com
877.553.5596



FL520

SPC Philip Martin, 02M Percussion.

**ADMIT IT, YOU WERE EXPECTING
MARCHING MUSIC.**

Over 200 ways to be a Soldier ★ band.goarmy.com/dm/3 ★ 1-800-USA-ARMY, ext. 206



U.S. ARMY

AN ARMY OF ONE

© 2003. Paid for by the United States Army. All rights reserved.

Jazz. Rock. You name it. On or off duty, in or out of uniform—as a musician in the U.S. Army, you'll play it all. So visit us at band.goarmy.com/dm/3. For serious musicians, there's no better place.

Adam Deitch

Ferrone, whatever you say." You know, his thing was, Have some discipline and lay it down strong.

MD: Have you run into Garibaldi again?

Adam: Yeah, when I was with Average White Band we toured with Tower of Power, so I got to hear him and bassist Rocco Prestia every day at soundcheck, working out new grooves together. That was like a dream come true. I'm always too

tongue-tied to speak up, though. And Garibaldi has this sort of aura, and I always get tongue-tied around him. But eventually I calmed down and got to pick his brain about a million things.

MD: Does Scofield give you much feedback about your playing?

Adam: Yeah, we always talk music. He's molded me in such a roundabout way, which I love. His way of telling you he doesn't like

something or he does like something is so subtle, so cool. He'll tell you about other guys and what they did that was corny and that he wasn't digging—stuff I was doing! But he would never say that directly to me.

MD: Talk about the general differences between the first Scofield record you recorded, *Überjam*, and *Up All Night*.

Adam: I didn't have a hand in writing *Überjam*. I wasn't there for the conception of ninety percent of those grooves. I worked them out on the road to the point where they felt comfortable, but I didn't conceive those grooves with those guys. So it doesn't have the feeling that this new record has, even though I love it. I dig the new record in a different way. *Überjam* has an almost happy-go-lucky sort of vibe to it. *Up All Night* is a little darker, and to me that's hipper.

MD: What about working with loops and samples?

Adam: We've been working a lot with samples. Avi [Bortnik, rhythm guitarist] is a sample wiz, and the more we get into doing it, the more he knows what I like to play along with. He knows where to drop his stuff out, and I'm learning where to put my stuff in. It's becoming tighter. And I think a lot of my enjoyment of playing with those loops can be heard on this record.

MD: Have you ever triggered loops from the kit?

Adam: No, not yet. I'm sort of old-school when it comes to that. But I am getting into doing some cool stuff with effects on acoustic drums. Our soundman, Patrick Murray, is a genius when it comes to live sound. He has hundreds of different sounds that he throws on the mic's, and he's got them all separated so the snare can run through a phase shifter, the bass drum can be distorted, and the hi-hat something else. He tries different things every night, and then we go back and hang out in the hotel room afterwards and listen to it.

MD: So it's a process of trial and error.

Adam: Constantly. What you heard on *Up All Night* is the result of a lot of nights of me cutting and pasting in my mind what should be there, what shouldn't, what worked, and what didn't. I really feel like I did more homework on this record. And that's the way I'm going to do it from now on—just editing my own stuff in my head—because it works for me.

Electraacoustic® Percussion Products since 1989
!!! ONLINE DRUMSET GIVEAWAY !!!

TE3 HART Professional
ECYMBAL II

Priority Studio Master MEGA Professional

World Leader in Innovative Design, Quality, Accuracy and Durability.
 All HART PROFESSIONAL and ACUPAD drums feature Patented TE3® Trigger Systems with KONTROL SCREEN® "silent" heads.
 Drumsets feature Patented ECYMBAL Electronic Cymbals and are available from \$699 (Retail).
 Please visit your nearest stocking Dealer or our website to see why those who know choose Hart Dynamics Electraacoustic® Percussion Products

HART DYNAMICS
 INCORPORATED
LIFETIME GUARANTEE

1-800-769-5335
www.hartdynamics.com

Microsoft real ONLINE DEMOS
 Hand Crafted U.S.A.

**One of our best drumstick features
Is One You'll Probably Never Use.**



Just on the off chance that it comes up, you might be interested to know that you get a written guarantee when you buy any pair of Pro-Mark® sticks. In fact, we're the only drumstick manufacturer that offers one. So why the downplay on such a great feature? Simple, we make the world's finest sticks, so you don't have to use it. So don't even consider it a feature, but more like, trivia.



The World's Finest Sticks™



V-Drums
HEAD MADE BY REMO U.S.A.

V-Drums
HEAD MADE BY REMO U.S.A.

V-Drums
HEAD MADE BY REMO U.S.A.

EYE-CANDY

NOW COMES IN
3 FLAVORS.

3



THE WORLD'S ULTIMATE ELECTRONIC DRUM KIT, THE V-SESSION™ SET, NOW COMES IN THREE MOUTH-WATERING COLORS: WHITE, RED AND PURPLE. STOCKED WITH OVER 1,000 UNIQUE SOUNDS, POWERFUL COSM® DRUM MODELING, DYNAMIC V-CYMBALS™, DUAL- AND SINGLE-TRIGGER MESH-HEAD V-PADS™, ONBOARD EFFECTS AND AN INTUITIVE ICON-BASED USER INTERFACE. THE TASTIEST JUST GOT EVEN TASTIER. NOW GO PLAY.

V-DRUMS®/V-SESSION SETS 



FOR THE V-SESSION DEMO VIDEO (\$5), CALL 800.386.7575 · FOR MORE INFO, VISIT WWW.ROLANDUS.COM · FAXBACK INFO. 323.890.3780 DOC#10603 · PHONE 323.890.3700

*KICK PEDAL AND SNARE STAND SOLD SEPARATELY

Swiss Triplets

Applying The Classic Rudiment

by John Di Raimo

MUSIC KEY

- R.C.
- S.D.
- H.H.
- w/foot

The Swiss triplet is a very effective rudiment that can be easily applied to the drumset. It consists of a flam and three principle notes. This rudiment is quite an efficient one, because it only requires two wrist motions instead of the standard three normally required to execute a regular triplet. The other remaining note that completes the Swiss triplet is a double stroke.

Swiss Triplet Starting With Right Flam

Swiss Triplet Starting With Left Flam

The following routine demonstrates a few of this rudiment's uses with some alterations. First, I've written the Swiss triplet (leading with both hands) so that the flams shift to each triplet partial.

Once you can comfortably play the previous exercises, apply them to the drumset by orchestrating the triplet with a swing feel. (Play your right hand on the ride cymbal, left hand on the snare, and add 2 and 4 with your left foot on the hi-hat.)

When you're comfortable with the sticking of each Swiss triplet, you might want to experiment by breaking up the sticking on other drums.

The only voice that hasn't been used to this point is the bass drum. Once the Swiss triplet sticking is smooth, you can begin improvising with the bass drum under the hand patterns. Begin by playing the bass drum on each of the triplet partials while you play the Swiss triplet.

Another way of utilizing the Swiss triplet is by using the same six alterations as before, only now "squeezing" the flam so that it actually becomes part of the principle note.

This:

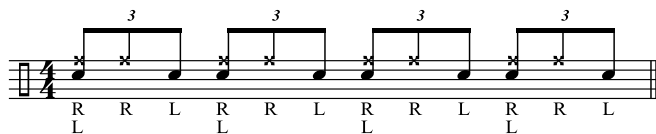
becomes this:

Applying this so-called "other way" of playing the Swiss triplet as before, orchestrate it so that the right hand plays the ride cymbal and the left hand plays the snare. (Again, play 2 and 4 with your left foot on the hi-hat.)


After learning this squeezing concept, we can also manipulate the triplets so that we change the rate at which they're played. In other words, instead of playing the triplet as a triplet, we can

change the rate so that it's played as swung 8th notes. The stickings remain the same within each of the examples. The only thing that changes is the rate. Take a look at the following to see how to do this. (Remember that the 8th notes are played with a swing feel.)

This:



becomes this:



Adding the hi-hat with the left foot on 2 and 4, along with the change in rate from the triplets to swung 8th notes, creates even more effective sounds for the jazz idiom, especially in uptempo swing tunes. Try this pattern.



Here's another variation for the Swiss triplet. The idea is to add a double stroke to the principle note immediately following the flam (in this case the doubled "R"). You can orchestrate this variation in the same ways we did the previous examples.

This:



equals this:



Experiment with your own ideas for the Swiss triplet. You're only limited by your imagination. In trying as many possibilities as you can come up with, you'll find that your playing will become much more fluid. That's the beauty of the Swiss triplet.



THE FACULTY. THE PROGRAMS. THE CITY.

the collective



THE WORLD'S PREMIER DRUM SCHOOL

the collective 541 Avenue of the Americas, New York, NY 10011 212-741-0091 www.thecollectivenyc.com

Variation #6: The following example is from the first exercise on page 16 in *Stick Control*. Play all written flams either on the snare drum as regular flams or between two toms using flat flams (where both sticks strike at the same time). Play all non-flam notes with your feet, following the written sticking (or “footing”). You can also flip this variation around and play all written flams with the feet and all written non-flams with the appropriate hand on various toms, or with one hand on the snare and the other on a tom.

R L L R L L R L L R L L

Limited Only By Your Imagination

Creating variations for the exercises in existing drum books will give you a ton of fresh ideas to work with. These explorations into creativity are not just important from the standpoint of breathing new life into old drum texts, they are critical to your growth as a drummer. So take the variations I have given you as a beginning to a long and interesting journey into the wonderful world of creative drumming.

“Tiger” Bill Meligari is a professional drummer, instructor, and clinician, and the Webmaster of www.tigerbill.com. He is also the author of *DoubleDrum: A Double Bass Drum Text*. Bill is currently working with Vince Martell, original lead guitarist from *The Vanilla Fudge*.



CADESON MUSICAL CO., LTD.
 TEL: 886-2-22182321
 FAX: 886-2-22182643
 E-mail: webmaster@caledonmusic.com
 chin@caledonmusic.com
 www.caledonmusic.com

CADESONWORLD
 TEL: 626-369-0258
 FAX: 626-369-0282
 kevin@caledonworld.com
 www.caledonworld.com

a Stroke of Genius

Hear the Genius

VERISONIC 1-888-39-DRUMS
 www.4ddai.com/vs

The original aluminum drumstick and brushes

Training You...

for the real world

Zildjian YAMAHA DPC-TMSPK LP audio technica JENET

Drumtech - the London based drum school has a unique track record of training drummers for the music industry. Some of our successful students include:

Phil Selway - RadioHead, Dominic Greensmith - Reef, Jason Cooper - The Cure, Mark Roberts - Massive Attack, Jed Lynch - Black Grape.

Visit our website: www.drum-tech.co.uk

Join us: call 0044 20 8749 3131

Drumtech
 Drum and Percussion School
 74 Stanley Gardens, London W3 7SZ, UK.

Benefit from:


- Studying in London UK, music capital
- Highly skilled professional teachers
- Superb facilities
- Excellent value for money
- Small class sizes

1 YEAR DIPLOMA,
 3 YEAR DEGREE,
 3 MONTH CERTIFICATE,
 TAILOR-MADE SHORT COURSES

Odd Times

Part 2: Stretching Out

by John Riley



MUSIC KEY

| | | |
|--------|------|-----------|
| | R.C. | T.T. |
| s.d. | ● | × |
| B.D. | ● | × |
| H.H. | × | × |
| w/foot | × | × |
| | | Rim Click |

In my last article, in the June 2003 issue, we went into the process of getting comfortable in 5/4. We then began to explore varying the phrasing. This month we'll get deeper into strengthening the ability to feel the "1" while simultaneously obscuring it.

1) Play the ride cymbal as if it was in 4/4, while keeping the other three limbs in 5/4. Practice this idea using phrases 3–18 and 24–32 in Part 1. And be sure to swing all 8th notes.

1

2) Play the hi-hat as if it was in 4/4 while keeping the other three limbs in 5/4. (Again, practice this idea using phrases 3–18 and 24–32 in Part 1.)

Then combine this hi-hat pattern with the previous ride pattern, and play the same snare and bass combinations.

2


3) Last time we dealt with 5/4 organized as a three-beat phrase plus a two-beat phrase. Develop two-bar "mirror image" phrases (3223 and 2332).

3

4) Divide each bar of 5/4 into two bars of 5/8.

5) Previously we worked on avoiding beat 1. Now we'll push the envelope further by accenting the points around beat 1.

Finally, here are a few three-measure phrases, built on showed me. Once you get a grip on them, loosen up the dotted quarter notes and based on an idea Trilok Gurtu foot ostinato.



Your feeling for the time will continue to improve when you combine your favorite four-bar phrases from the June issue with the ideas discussed here. Practice this material with a metronome or drum machine set in a five-beat cycle. Once that's comfortable, play all the phrases while singing the riff from "Take Five" to yourself. Other

musical phrases can be created by applying the "bar hopping" concept discussed in my December 2001 *Jazz Drummers' Workshop* article. I encourage you to apply all of these concepts to get comfortable in seven, nine, eleven, and so on.

Next time we'll get into soloing in five.

John Riley's career includes work with John Scofield, Mike Stern, Woody Herman, and Stan Getz. He has also written two critically acclaimed books, The Art Of Bop Drumming and Beyond Bop Drumming, published by Manhattan Music.



Every One Is Different.

HANDCRAFTED SOLID SHELL
Craviotto
MADE IN U.S.A.

Craviotto drumshells are handcrafted from one piece of solid wood to be as unique as you. • www.craviottopercussion.com
Drum Workshop snare drums featuring Craviotto shells are available at better drum shops everywhere.

ANTON FIG
LATE SHOW
WITH DAVID LETTERMAN

DOUBLE
CHAIN

STRAP
DRIVE

DOUG
CHANDLER
STUDIO
LEGEND

RUSS
MILLER
STUDIO
INDEPENDENT

SINGLE
CHAIN

KEITH
CARLOCK
STEELY DAN

DIRECT
DRIVE



Flying Dragon

THE MANY FACES OF THE DRAGON

©2003 Yamaha Corporation of America. Yamaha is a registered trademark of Yamaha Corporation. All rights reserved. www.yamahadrums.com



Exceed Expectations.

AFI's Adam Carson Sing The Sorrow

by Ed Breckenfeld

MUSIC KEY

| | | | |
|-------------|---|-----------|------------|
| Open | ○ | R.C. | C.C. |
| H.H. | × | × | × |
| T.T. | ● | ● | ● |
| S.D. | ● | ● | ● |
| T.T. | ● | ● | ● |
| B.D. | ● | ● | ● |
| H.H. w/foot | × | Add'l Tom | Ghost Note |

After years as an indie band, AFI is out with their first major-label release, a polished and radio-ready disc that's bringing this California punk quartet to the masses. But *Sing The Sorrow* is no sellout, as the band's writing and arrangements are more complex than ever, while their power and intensity remain intact. Carson shows a wide array of abilities on grooves ranging from hardcore to alt-funk, metal, and 12/8. Here are a few examples.

"The Leaving Song Pt. II"

This impressive tom pattern leads into a dark breakdown section in the middle of the track. Check out how Adam uses his bass

drum to set up the snare/crashes.

"Dancing Through Sunday"

Adam's compelling fill jumping out of the breakdown in this

speed burner launches the band into a fiery guitar solo section.

"Girl's Not Grey"

The effectiveness of this double-time verse groove in the album's first single comes from unfilled space in the second mea-

sure, embellished by subtle semi-open hi-hats on the second and



fourth beat.

The song's bridge features this smooth little marching-style snare drum sequence.

"The Great Disappointment"

This track weaves its way through a series of interesting groove

changes. As the lengthy intro ends, Adam uses this pattern to set up the verse.

When the song shifts to 12/8 in the chorus, Carson slips smoothly into this syncopated groove. The switch from hi-hat to ride cymbal further reinforces the change.

"This Celluloid Dream"

Here's another effective verse setup. The first two bars of this sequence are from the end of the song's intro, and the short fill

that ends on the second beat of the third measure works perfectly because the vocal begins immediately after the fill.

"...But Home Is Nowhere"



WIN THE FULL STAR TREATMENT!

YOUR NAME HERE

in the **DRUM WORKSHOP**

KITBUILDER™ "PICK YOUR KIT" CONTEST



One lucky drummer will win a trip to build their dream drumset and be treated like a star in Drum Workshop's KitBuilder™ "Pick Your Kit" Sweepstakes. The fabulous Grand Prize Package is worth over \$15,000 and includes an all-expenses paid, 3 day/4 night trip for two to Los Angeles, California, as well as:

- A full tour of the Drum Workshop factory with DW's Vice-President and resident drum guru, John Good
- The Winner's choice of a fully customized 6-piece set of DW Drums
- Two V.I.P. passes to attend DW's Drum Day 2003 on October 25th at the House of Blues in Anaheim, CA

One Second Prize winner will receive a Drummer's Choice Snare Drum, a 9000 single or double bass drum pedal, a 9500 Hi-Hat stand and a \$50 gift certificate redeemable for DW DrumWear. Five Third Prize winners will each receive a \$50 DrumWear gift certificate.

Enter at your local participating DW dealer or online at www.dwdrums.com.

Contest begins August 1, 2003 and ends October 1, 2003. Contestants must be 18 years or older and residents of the U.S.A. or Canada. Winners will be selected and announced by October 3, 2003. Odds of winning depend on the number of eligible entries received. DW, House of Blues and Sirius Satellite Radio employees and their families are ineligible. One entry per household. Multiple entries will be disqualified. No purchase necessary. Void where prohibited by law. For a complete copy of the official rules and a list of prizes send a stamped, self-addressed envelope to "Pick Your Kit" c/o Drum Workshop, 3450 Lunar Ct., Oxnard, CA 93030.

SIRIUS 
it's_ON

Drum Workshop, Inc.
The Drummer's Choice® · www.dwdrums.com
Your style. Your sound. Your set. Design it online with Kitbuilder™.

dw

Groovin' At A Snail's Pace

by Chris Woroch

Chill! Slow down! Time out! A little rest and relaxation please!

What do all these expressions have in common? Well, they all call attention to a need for a slower pace of life. And who can argue with that? If we're honest with ourselves, I don't think anyone would argue in favor of *not* slowing down our lives. But what about our drumming?

Think about it for a moment. What attribute of drumming still continues to impress us the most? More often than not, it's speed. Sure, four-way coordination and ambidexterity are important, but when demonstrated at a fast tempo—now *that's* impressive!

I have nothing against speed. It's certainly a necessary attribute for any drummer who wants to perform at a high level. But when was the last time we "oohed" and "aaahed" over someone playing a solid groove at 40 bpm? We're all quick to fuss and fawn over the speedy players, but what about groovin' at a snail's pace?

Just as slowing down in life is a challenge, so is devoting practice time to slow tempos. Unfortunately, it's one that usually falls by the wayside. If you disagree, consider the following question and answer it honestly. How much practice time did you devote to playing at 40 bpm this week? "Yeah, but the band I play in doesn't *do* slow stuff," you may answer. Okay, but what about the *next* band, and the band after that? The simple fact is, music is played at a variety of tempos, including slow and *very* slow.

The Whole Package

Are you a poor drummer if you don't play well at slower tempos? No. But you

will be an incomplete drummer. Unless you simply refuse to play in a band that performs anything below 160 bpm, sooner or later you'll be called upon to play slowly. And if you've never practiced playing slow, you *will* struggle—and even run the risk of losing the gig. Why put yourself at a disadvantage when it comes to mastering your instrument? If you want to be a well-rounded and employable drummer, you need to include slow tem-

pos in your arsenal. Here are just a few tunes that feature slower grooves. These songs are challenging and inspiring, especially when you consider the great drummers who played them. Get acquainted with them. Better yet, suggest to your bandmates that you learn some of them. The list includes "If You Don't Know Me By Now" (Harold Melvin & The Blue Notes), "Holdin' Back The Years" (Simply Red), "Dark Horse" (Amanda Marshall), "Stillness Of Heart" (Lenny Kravitz), "I Won't Hold You Back" (Toto), "Smoke Gets In Your Eyes" (The Platters), "Dazed And Confused" (Led Zeppelin), "If Leaving Me Is Easy" (Phil Collins), and "Maybe Angels" (Sheryl Crow). And to *really* challenge yourself, pick up any Melvins album and play along to Dale Crover's molten beats.

Give It A Try

Plan to devote some of your practice time to playing at slower tempos. A metronome or other timekeeping device will be essential, at least to begin with. Take some time to learn a few of the songs above. If you jam with other players, make a point of playing a ballad or two, along with a slow blues. As you do, you'll start to become a complete player, and you'll learn to appreciate the pleasure of groovin' at a snail's pace.

**Unless you simply
refuse to play in a band
that performs anything
below 160 bpm, sooner
or later you'll be called
upon to play slowly.**

pos in your arsenal.

To play slowly involves an awareness of the spaces *between* the notes. In essence, what you *don't* play becomes just as important as what you *do* play. As you play and practice slowly, it's important to be aware of this.

There is a very special feeling or "vibe"



real drummers know where to shop

lowest price guarantee!

your online source for all drums, percussion and accessories

UNION U309 student 5-piece drumset package

special price **\$329.00!**

SABIAN AA Metal X splashes, hi-hats, crashes & rides

DRUM STANDARDS essential drum book **\$13.98!**
drums • cymbals • sticks & mallets • heads • ethnic percussion • videos • hardware

BOBBY ROCK zen of drumming DVD

\$35.98!



im interstate music drums and percussion catalog
division of Casco Music®
1.800.IN.A.BAND www.interstatemusic.com

SIZZLIN' SUMMER CATALOG SNEAK PREVIEW!

AKIRA JIMBO wasabi & fujiyama DVDs

\$28.98! each

DRUMMERS COLLECTIVE 25th anniversary 2-DVD set

\$45.98!

THE ESSENTIAL EQUIPMENT SOURCE FOR THE SERIOUS DRUMMER!

GET THE COMPLETE GUIDE TO TODAY'S HOTTEST DRUM EQUIPMENT!

BERKLEE INSTANT DRUM SET book w/CD **\$13.98!**

new zildjian!

ZILDJIAN K Custom 22" high definition ride **\$279.98!**

ZILDJIAN Z Custom crashes and hi-hats **starting only \$159.98!**

8 extra pages of drum equipment new sections

AFRO-CARIBBEAN & BRAZILIAN RHYTHMS FOR THE DRUMSET book + 2 CDs **\$22.98!**



DRUM TUNING book & CD pack **only \$11.98!**

easy payments

convenient!

order online or call for your FREE catalog
1.877.886.6484



interstate music players card
DAVID CARHOLDER
0100 2346 0527 1976

call now to apply!

- 3 or 6 month payment plans*
 - no interest*
- *subject to credit approval, inquire for details

check us out! **www.interstatemusic.com**

contact center hours m-th 7am-9pm CST, fri 7am-8pm CST, sat 8:30am-5pm CST

keycode 0600MD

10 Mistakes Most Drummers Make

Confessions Of A Former Drummer

by Nelson Montana

I used to play drums. At times it's hard to believe that this activity that I loved—this outright *obsession*—is now regarded merely as “something I can do.” And though I no longer practice, in many ways I'm a better drummer than I've ever been. Allow me to explain.

Many years ago, in an attempt to improve my drumming and overall musicianship, I began toying with piano, guitar, and bass. The benefits were twofold: One, I'd have a better understanding of the language of music and improve how I heard tonal changes. And two, by playing another instrument, I could get a sense of how the drummer's part affects other instruments. What I hadn't anticipated was that I would fall in love with the bass.

then what I know now, I might have gotten a lot more gigs! In an effort to help other drummers avoid similar pitfalls, I've compiled this list of mistakes that drummers make, and how correcting them can improve your playing immensely.

#1: Viewing Music Via Your Instrument

We're all attracted to music that features good players on our chosen instrument. The problem with drummers falling into this myopia is that it establishes a mindset of viewing drumming from “the inside out.” By that I mean, the drummer thinks in terms of how he or she can *play* in the music, as opposed to allowing the drums to *respond* to the music.

The music comes first, and a great drum part is one that complements the overall effect and doesn't stand out merely as a showcase for the drummer's ability. Listen to good *music*, not just to good *drummers*.

#2: Not Learning Songs

Drummers are unlike any other instrumentalists in that we don't learn theory, scales, or modes. We learn drum technique. But what's often lost in this method is the ability to construct a drum part in an orchestrated fashion. Since there's no need to learn chord changes, drummers just think in terms of the beat, when they should be thinking in terms of phrasing and arrangements. They should be capable of telling a story throughout the song.

This is the reason many players rave about Ringo, whereas some drummers just don't get it. How can someone with such limited technique and simplistic ideas be heralded as a great drummer? The reason is that Ringo had an uncanny sense for creating the right part for the song. Section A was the perfect setup for section B, which led the listener seamlessly to section C. The effect is subtle, but *very* powerful.

Every now and then I think, If I'd known then what I know now, I might have gotten a lot more gigs!

The impetus for this newfound fervor stemmed from something I heard Bill Bruford mention at a clinic: “In order to advance as an artist, it's necessary to forget what you know and be willing to explore the unknown.”

I now work full-time as a bassist in New York City, and I've developed a unique perspective on the role of a drummer. Just as I believe all drummers should learn a melodic instrument, I also feel it would behoove most other instrumentalists to play some drums. The lines of communication would become much clearer.

As it stands, most non-drummers can't verbalize what makes a desirable drummer. They use ambiguous terms such as “feel” and “sound.” However, they don't really know why one drummer “feels” or “sounds” better than another. But I *do*. And every now and then I think, If I'd known

#3: Misunderstanding The Right Tempo

What is often overlooked when referring to a “groove” is the actual speed of a song. Groove is more than playing in time. It’s setting a tempo that allows all the instruments to fall into place in a comfortable manner. A lot of drummers tend to play where *they* are most comfortable. This is why drummers should experiment with songwriting.

Try recording a few different drum parts—each one at several different speeds. It will soon become apparent which ones work and which ones don’t at any given speed. But that revelation probably won’t come while playing drums. Instead, it will be obvious when playing the instrument on which the song was composed, because the composer was feeling the “right” tempo *on* that instrument.

#4: Playing On Top Of The Beat To Create Excitement

Tony Williams was a master at this. But none of us is Tony Williams. And unless

we’re planning on playing with Ron Carter and Herbie Hancock, we can forget about such arcane and lofty concepts.

Playing too far “on top” usually results in nothing more than the band rushing. You may think you’re really cooking, but the other bandmembers will more than likely be thinking that things sound too “edgy.”

#5: Playing Behind The Beat To Deepen The Groove

This is often referred to as “laying back.” And the fact is that it doesn’t work—at least not in most situations. There are circumstances where it may be applicable, depending on where the other musicians are sensing the time. But more often than not, laying too far behind can bury a band’s momentum. It can also get to the point where the groove is *so* deep, it becomes a grave. As a bass player, I can’t tell you how many gigs I’ve played that felt as if I were carrying the drummer on my back all night long because he was constantly behind the beat.

#6: Being Too Clever

There’s nothing I love more than incorporating my knowledge of polyrhythms with a capable and accommodating drummer in an effort to create excitement and surprise. However, there *can* be too much of a good thing.

Some time back, I was in a band with a drummer who had tremendous facility with polyrhythms, odd meters, and intricate patterns. The problem was, after going off on our flight of fancy, he wouldn’t ground the rhythm with a definite hit. At one point I asked if he could give me a good ol’-fashioned bass drum and cymbal accent on the downbeat. He refused, claiming that “it was too obvious,” and he wanted to avoid “cliches.” Well, I have news for all drummers: Sometimes a cliché is just what’s needed. It’s what works. That’s why it has become a cliché.

Being different for the sake of being different doesn’t cut it. In spite of this drummer’s virtuosity, his unyielding propensity to be hip and unconventional eventually got him fired.

that great gretsch snare drum sound
see Trey Gray with his great-sounding gretsch snare on tour with Jewel.

Kaman Music • P.O. Box 507, Bloomfield, CT 06002 • www.GretschDrums.com • that great gretsch sound

The advertisement features a large, close-up photograph of a Gretsch snare drum on the left, showing the 'Gretsch' logo and the 'USA' text. On the right, a smaller photograph shows a young man, Trey Gray, smiling and sitting behind a drum set. The background of the right photo is dark with some posters or signs, including one that says 'MOUL ROUGE'. At the bottom right, there is a Gretsch logo with 'USA' and 'Gretsch' text. At the bottom left, there is contact information for Kaman Music.

#7: Failing To Set Up Cues

This coincides with the last mistake, except that it pertains to all aspects of the music. Fills leading into a bridge, timbral changes from one section to another, dynamics, and solid endings are all components that other musicians rely on the drummer to provide. It seems simple enough, but you'd be amazed at how few drummers do it well.

#8: Playing Too Much

This one should be obvious. So why do so many drummers continue to do it? It probably leads back to spending their formative years practicing on a rubber pad, and not spending enough time learning about *music*.

I once worked with a drummer who was quite competent, but who had a tendency to play the most inappropriate fills. There were crashes in the middle of a verse, fusion licks on a ballad, and the covering of vocal lines with double-bass riffs.

All too often, drummers get the notion that they need to develop more technique

in order to become better players. But some of the greatest drummers have no better than marginal technique. They have great *ideas*, though. Chances are you have enough chops to be a great drummer. But great ideas take wisdom and talent. And that doesn't come from your hands or feet. It comes from your *head* and your *heart*.

#9: Playing Too Little

As much as taste and time is emphasized, a good drummer is expected to light a fire under the band. Some drummers think they're being unobtrusive by simply playing good time. But from the perspective of the rest of the band, they're just polite bores.

#10: Lack Of Confidence

There's nothing worse than a tentative drummer. Drummers, by nature, should see themselves as the leader of the band. There is no instrument more powerful, and drummers need to know that. Remember the old saying: "Put a strong drummer in a mediocre band, and suddenly they'll sound

like a good band." It works the same way in the other direction. A great band with a *weak* drummer will sound like a lousy band. Take charge!

Listen To The Music

Nowadays, I'll do an occasional gig on drums. I don't have the chops I once had, but I have enough. More importantly, I hear music in a broader fashion because my sense of musicality has improved. I let the music dictate what I play, instead of trying to impose what I can do onto the music. The end result is far better than when I played as if I had something to prove.

I look forward to those times when I get to play with a versatile drummer who is enthusiastic about performing, knows how to be supportive, plays imaginative parts, and can crank out exciting fills. Drummers like that don't come along that often. But when they do, you can bet I'll want to work with them again, and so will most other musicians. Those players just may not know *why*.

But I *do*. I used to play drums.



Want More Gigs?

FREE Report Just For DRUMMERS!

Nothing is more frustrating than being a drummer and never getting any gigs. Does it seem like some drummers get gigs like they grow on trees but you can't get *one*? It doesn't matter what style of music you play or what performance level you are on; if you want more gigs but you don't know how to get 'em, you will need this essential information in order to get more gigs and become a successful drummer.

Call Today For Your FREE! Report:
1-866-298-1792
24 hours / 7 days

You're registered to WIN a FREE drumset just for calling and requesting your report!



FREE! DISCOUNT DRUM CATALOG

"T" SHIRTS

\$7.50 per shirt
Certified Check or Money Order Only
(Includes Shipping)
Outside US
\$10.00 US Funds



—Specify Size—

Front Back

"We will beat any advertised price"

ATLANTA PRO PERCUSSION, INC.

2520 Spring Rd., Suite E, Smyrna, GA 30080
(770)IDO-DRUM • (770)436-3786 • (800)USA-DRUM
Call or write for our FREE DISCOUNT FLYER
www.atlantapropercussion.com

MAN VS MACHINE

GENUINE WUHAN CYMBALS & GONGS

China Cymbals

Wuhan® China cymbals are, quite simply, the real thing. Hand-crafted in China according to centuries-old traditions, they are the standard by which all other China-type cymbals are measured. Terms like dark, explosive, and trashy only begin to describe the unmistakable, authentic Oriental sound of Wuhan® China cymbals. Prized for their responsiveness, penetration, and distinctive tonalities, Wuhan® Chinas are the first choice of top drummers from every style of music.



| Size | List Price |
|------|------------|
| 12" | \$105.00 |
| 14" | \$109.00 |
| 16" | \$125.00 |
| 17" | \$137.00 |
| 18" | \$149.00 |
| 19" | \$179.00 |
| 20" | \$189.00 |
| 22" | \$209.00 |
| 24" | \$249.00 |
| 27" | \$299.00 |

Wuhan® Cymbals & Gongs can be found in 18 countries

Dark, Explosive & Trashy...
and that's only the beginning!

Go to www.universalpercussion.com for more Wuhan® Cymbals & Gongs and other professional percussion products.

Choose **ATTACK** for sound ideas.

Terry Bozzio Signature Series

The Terry Bozzio Signature Drumheads combine traditional Made-In-The-USA mylar with our superior locking steel hoop. The result is increased resonance, a truer more stable pitch for better tunability, enhanced stick response, and a longer head life. As with all ATTACK™ Heads, they are guaranteed not to pull out at the hoop!



New Patented Mylar Drum Heads

The new patent pending design was tested and perfected by Terry himself. A more bongo-like collar fits perfectly over the bearing edge without forced tension and stretching, resulting in no dead spots, even when you first put them on. The heads are easier to tune and stay in tune much better. And a special bonus, because of the perfect fit, the heads can last up to twice as long! We think you'll like this new design as much as Terry does.

Designed by Terry Bozzio



Drum Mic' Technology 101

Part 3: How To Get Your Sound

by Andy James

In the first part of this series (July '03), we learned what sort of microphones there are, and how they're designed. Last month we discussed how microphones are powered, and how that power, along with other factors, affects their performance. In this concluding episode, we'll put the information to practical use, learning how to choose, position, and utilize microphones to achieve an optimum drum sound.

Miking The Drumkit

In most live and studio environments, the drumkit is "close-miked." This means that each drum has its own microphone in its own independent channel on the mixing console, for processing the sound of the drum individually. Choosing microphones with tight polar patterns helps to isolate sound from each drum. In cases when sharing a microphone on two or more toms is necessary, choosing a microphone with a wider polar pattern is advisable.

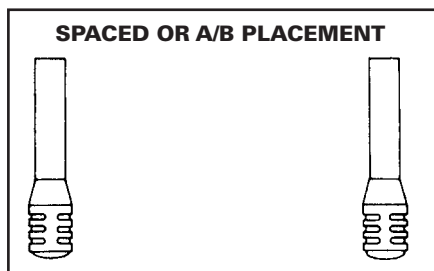
The snare drum and bass drum require mic's that can handle very high sound pressure levels (SPLs), so a dynamic microphone is usually used for those applications. Overhead and cymbal applications are picked up best by a flat-response condenser microphone.

Overhead/Cymbal Mic's

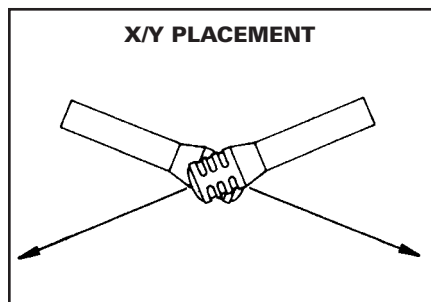
The overhead/cymbal microphones (including separate hi-hat and ride cymbal mic's) are primarily for short, high-frequency bursts. So the capsule of the microphone should be designed for such high-frequency transients.

There are two commonly used microphone techniques for achieving good results on cymbals. "Spaced" or A/B placement is the most common. This technique involves two identical microphones that are spaced 3' to 10' apart above the drumkit, usually 24" from the top of the highest

cymbal. Location is crucial, and the possibility of phase cancellation exists. But the overall stereo image is very good, and pickup is extremely even over the entire kit.



Alternatively, the "X/Y" placement uses two cardioid microphones of the same type, placed as close as possible to each other and facing each other at an angle ranging from 90° to 135°. (This is also known as "coincident placement.") The face of the microphone is aimed directly at the sound source, pointed down in the case of overhead drumkit miking. Sound arrives at both microphones at nearly the exact same time, thus eliminating the possibility of phase cancellation. However, the stereo image is not as wide as with A/B placement. Also see the diagram of the six most commonly used stereo techniques.



Ride Cymbal

Placing the microphone 2" to 4" from the bell of the ride cymbal gives you a sharp, cutting ride sound. Placing the mic' 5" to 6" from the ride will usually result in

a big, swishy sound with less definition and more ring.

Snare Drum

The snare drum is the most piercing drum in the kit. It produces extreme transient attack, with little or no sustain. Attack energy of a snare drum is usually in the 4,000 - 6,000 Hz range. Close microphone placement—within 1" of the top head—will result in a very sharp attack, and a very effective pickup of stick sound, including cross-sticking. It will also help out in live use for accurately controlling electronic processing equipment associated with the snare drum, such as noise gates, compressors, and limiters.

Far placement—3" or so from the top head—will result in reduced attack, and a much rounder, warmer sound. Depending on the pattern of the microphone, you will also start to introduce other drums on the drumkit into the pickup area of the snare drum microphone.

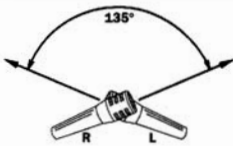
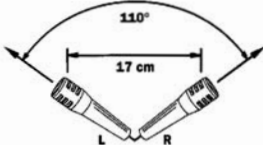
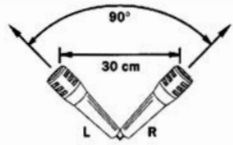

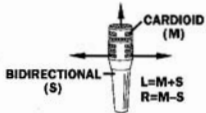

The overall sound is much "roomier," which can be beneficial if you're recording in a good-sounding room to begin with. However, the farther away the microphone is from the snare drum, the more likely it is to introduce phase problems with other microphones that are picking up the same sounds on the kit.

Bass Drum

For every documented way to mike a bass drum, there are 1,000 other opinions on the subject. The energy generated by the kick drum is focused in two areas: very low-frequency timbre, and attack. The attack tends to be in the 2,500 - 5,000 Hz region, while the low-frequency timbre is in the 30 - 150 Hz region.

On the subject of bass drum miking, I can't think of a better example than John Bonham, who had arguably one of the best rock bass drum sounds ever record-

Commonly Used Stereo Miking Techniques

| STEREO PICKUP SYSTEMS | MICROPHONE TYPES | MICROPHONE POSITIONS | |
|---|---|--|---|
| X-Y | 2 - CARDIOID | AXES OF MAXIMUM RESPONSE AT 135° SPACING: COINCIDENT |  |
| ORTF (FRENCH BROADCASTING ORGANIZATION) | 2 - CARDIOID | AXES OF MAXIMUM RESPONSE AT 110° SPACING: NEAR-COINCIDENT (7") |  |
| NOS (DUTCH BROADCASTING FOUNDATION) | 2 - CARDIOID | AXES OF MAXIMUM RESPONSE AT 90° SPACING: NEAR-COINCIDENT (12") |  |
| STEREOSONIC | 2 - BIDIRECTIONAL | AXES OF MAXIMUM RESPONSE AT 90° SPACING: COINCIDENT |  |
| MS (MID-SIDE) | 1 - CARDIOID 1 - BIDIRECTIONAL | CARDIOID FORWARD-POINTED; BIDIRECTIONAL SIDE-POINTED; SPACING: COINCIDENT |  |
| SPACED | 2 - CARDIOID OR 2 - OMNIDIRECTIONAL | ANGLE AS DESIRED SPACING: 3-10' |  |

ed. My friend Neil Citron, who is an active musician/producer and the head engineer at Steve Vai's Mothership recording studio in Los Angeles, had this to say about achieving the "Bonham sound":

"I've recorded a drummer by the name of John Hyde, who was in a band called Detective. They were on Swan Song Records, which was Led Zeppelin's label, and they toured for a few years with the band. John Hyde gave me insight into Bonham's drum tuning and style, which he incorporated into his own sound. Hyde used a 26" kick drum, with the heads just barely tight and no hole in the front head. We miked his kick with a Neumann FET 47 on the front head, placed dead center

and back a few inches from the head to get the real sound of the drum, not just the attack. I then used an AKG C12 for a mono room mike about six feet back, level with the kick drum. The sound was *huge*. It was Bonham."

Neil adds, "The drummer's personal sound must be a consideration. But you always need the same things to get a big sound: great mic's and a great drummer who knows about tuning."

The Hole Story

The first question anyone asks when it comes to bass-drum miking is whether or not to use a front head on the bass drum, and whether or not to cut a hole in that head if you do. Then you get into choices

of how big the hole should be, and where it should be placed.

With a large hole in the front head—especially in the center—the drum tends to have little or no sustain. But the "thud factor" is great. Placing a smaller hole off to the side of the front head helps to maintain some of the tonal quality of the drum, while still allowing access to the inside of the drum to get the microphone where you need it and/or adjust any muffling.

You should be aware that the size of the hole in the front head affects more than the drum's sound. It also affects the way the drum feels while you play. Pedal response changes as you increase or decrease the size of the bass drum hole.

Missed Out On Any Of MD's First Twenty-Five Years?
Now You Can Have It All With...

MODERN DRUMMER'S 25-YEAR DIGITAL ARCHIVE!

Free Demo now available at
www.moderndrummer.com



Tired of weeding through tons of back issues to find an interview with your favorite drummer, a great transcription, or a valuable lesson? Now you can have it **ALL** right at your fingertips!

Hundreds of enlightening **interviews** with the greats of drumming.

A world of practical **advice** in every article ever published in *MD's* roster of **over 35 departments**.

Tons of **beats, exercises, drum solos, and charts**.

Thousands of **book and record reviews**.

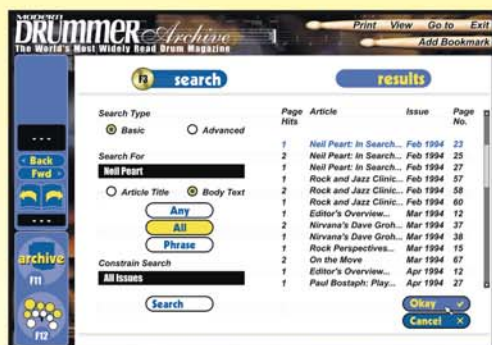
Complete **product coverage** as it appeared in every issue from January '77 to December '01!

THE MD DIGITAL ARCHIVE contains an astounding **265 jam-packed** issues. That's over 35,000 pages of easy-to-access information on one handy, **8-CD-Rom Set** or one **computer DVD**. Hours upon hours of essential reference material for serious drummers, all in one portable, easy-to-use package!

Now get **EVERY** page from **ALL 265 ISSUES** of MD for only \$199.97. That's just 75 cents an issue. **ORDER NOW** and get Volume 26 **FREE** the moment it's available!

Here are just a few of the great features of MD's DIGITAL ARCHIVE

(PC compatible, with a Mac version coming soon):



Full Archive Search: A comprehensive, expression-based system that allows you to search the entire archive in one step (no CD swapping). Clicking on a match opens the issue and displays the corresponding page. It's as easy as ABC!

Download Updated Index Via Internet: Query a Web server from the Update page in the MD Archive, and find out if there are any search index updates or additional back issues available for download.

Custom Graphical User Interface with a browser-like functionality that makes the Archive as easy to use as the Internet.

Zoom And Pan: Zoom in on any page, and pan to view portions of a page up close.



Annotation Support: Add a "sticky note"-style annotation to any page of any magazine: research notes, instructions, or comments that can be exported, emailed, or imported.

Preview Issue Cover Thumbnails: Search the Archive by looking at thumbnail images of **every cover page**.

Bookmark Support: Keep a list of bookmarks that refer to any page in the archive. Organize your bookmarks by drag & drop in a hierarchical tree of folders *you* create. Attach your bookmarks to an email and send it to others for import.

Single Or Multiple Page Viewing: View a single page, or choose to view consecutive, multiple pages at one time.

Here's What Just A Few Readers Have Already Said...

"My wife blessed me with a copy of the Archive for Christmas. I've been enjoying revisiting articles that I haven't seen in years. Congratulations on what will be the reference standard for drum and percussion research for years to come."

**Ben B.
Hummelstown, PA**

"A truly unbelievable item. The search capabilities and the first-rate pictures—outstanding job! I can't wait for the 2002 update CD."

**Brian H.
Arlington, VA**

"I'd recommend the Archive to any serious drummer. Thanks for this great effort."

**Chris P.
Australia**

"My compliments on the MD Digital Archive. I'm very impressed with how easy and intuitive the software navigates around the archive. An excellent product—and considering the tons of useful and relevant information, a bargain!"

**Peter O.
Manassas, VA**

Don't miss out on this state-of-the-art reference library for all drummers. **MD's 25-YEAR DIGITAL ARCHIVE** just may be the **single most important educational investment** you could make in your drumming future.

Phone in your order at
(973) 239-4140

or Click On to
www.moderndrummer.com

Please use Key Code **TAKITB**
when ordering

Optimal Computer System requirements

Operating System: Windows 95, Windows 98, Windows ME, Windows NT 4, Windows 2000, Windows XP. Processor: 500Mhz (800Mhz Recommended) Memory: 128 MB (256 MB Recommended). Free Disk Space: 200 MB. Video Card: SVGA (800x600) with 65,000 colors or better. Audio: Windows-compatible sound card with speakers (to hear sounds). Internet Connection: 56 kbps or better (for update feature and bookmark email feature). Printer: Windows-compatible printer (for printing articles). CD-ROM Drive: Required for CD-based distribution. DVD-ROM Drive: Required for DVD-based distribution.

Developed by
**Intuitech
marketing**

More Stuff!

You Need It. We Have It.

Roland

EVANS
drumheads

Zildjian

Gibraltar

PAiSTE LP

SABIAN

TAMA Pearl

YAMAHA

dw
HARDWARE

and more!

Visit LandMmusic.com
for a FREE CATALOG



1-800 876-8638
8-SOUND-8

6228 AIRPARK DRIVE
CHATTANOOGA, TN 37421

In The Studio

With no hole at all, air is trapped inside the drum. When the beater hits the drum, that air quickly rebounds off the front head, causing the batter head to be more responsive.

When you start releasing the air inside the bass drum by cutting a hole in the front head, the response is reduced—ultimately to a point where there is zero rebound of air off the batter head, and thus very little rebound of the beater off the batter head. This isn't necessarily a *bad* thing. A lot of drummers prefer the feel of a less responsive batter head, and will cut a large hole in the front head specifically to obtain this desired feel.

Toms

As with snare drum mic's, tom mic's are generally placed approximately 1" from the top head. When using one microphone to pick up two different toms, you need to be aware of the issues of pattern and sensitivity, and make sure you've chosen the right microphone for the application.

Years ago it was popular to remove the bottom heads of toms and place the microphones inside them. This provided terrific isolation for miking purposes, but dramatically altered the acoustic sound of the drum. Today, most drummers prefer the sound of double-headed toms, which generally dictates the use of external mic's as described above. However, there are ways to mount a microphone inside the shell and run the mic's cable out of the drum through the drum's air vent. The May EA system is designed for this specific purpose on toms, as well as for kick drums and snare drums.

Internal miking of this sort again offers superior isolation qualities, and is said to capture the full tonality of the drum. However, your level of control over the mic's exact positioning is limited. In addition, some of the attack from the stick hitting the drum can be lost due to the mic's placement inside the drum, rather than close to the head. It's a matter of what sound you wish to emphasize, and what other factors you need to consider (very

DRUM FACULTY:

- RALPH HUMPHREY
- JOE PORCARO
- MIKE SHAPIRO
- SHERMAN FERGUSON
- DAVE BEYER
- TONY INZALACO
- MIKE PACKER
- FLORIAN REINERT
- MARK SCHULMAN
- AARON SERFATY

Get to the music.

Take the most direct and effective path to becoming a great musician. In the LA Music Academy drum program you'll learn from renowned instructors who regularly work in world-class musical situations. You'll find a close-knit, friendly atmosphere with the personal attention you need to reach your potential. And you'll experience the learning power of playing in ensembles virtually every day with top professional accompanists, direct from LA's vibrant music scene. So take the sticks, and let's get to the music.

370 S. FAIR OAKS AVENUE
PASADENA, CALIFORNIA 91105
www.lamusicacademy.com
info@lamusicacademy.com

LA music academy

GUITAR • BASS • DRUM • VOCAL
(800) 960-4715 • fax (626) 568-8854

Ralph Humphrey & Joe Porcaro, Drum Dept. Chairs

A photograph of Samantha Maloney, a blonde woman with a punk-rock style, smiling and leaning over a red drum set. She is wearing a black t-shirt and a black wristband. The drum set is red with silver hardware. The text "GET YOUR OWN!" is written in red on the drum head. The background is a bright blue wall.

GET YOUR OWN!

Samantha Maloney

Hole • Shift

Mötley Crüe

 **SONOR**[®]
THE DRUM COMPANY


Go to www.hohnerusa.com to locate a dealer near you.

In The Studio

Sound Decisions


Here's a sampling of drum microphones that are popular for live and studio applications. (Studio-exclusive mic's are a sophisticated breed unto themselves.) It's by no means a comprehensive list of every model from every manufacturer. Check with your local drumshop or pro audio department, or go to the manufacturers' Web sites for further information.

Bass Drum Mic's




AKG D112 and D550
Apex 120 and 125
Applied Microphone Technology M40
Audio-Technica AE2500 and ATM25
Audix D4 and D6
Beyer Opus 65, M88 TG, and TG-X 50 MKII
CAD KBM412
Electro-Voice N/D 868 and RE20
K&K Dyna B07
Samson Q Kick
Sennheiser E602 and MD421
Shure Beta 52 and Beta 91

Tom Mic's




AKG D440 and C418
Apex 126
Applied Microphone Technology A95
Audio-Technica AE3000 and ATM25
Audix D2
Beyer Opus 62, TG-X 5, and TG-X 10
CAD TSM411
Electro-Voice N/D468
K&K Dyna ST8
Samson Q Tom
Sennheiser E604 and MD421
Shure Beta 56, SM 57, Beta 57A, and Beta 98D/S

Snare Mic's



AKG C418
Apex 126
Applied Microphone Technology A95
Audio-Technica ATM35
Audix D1
Beyer Opus 62, TG-X 10, M 201 TG, and M 422
CAD TSM411
Electro-Voice N/D468
K&K Dyna ST8
Samson Q Snare
Shure SM57 and Beta 57A

Overhead/Hi-Hat/ Cymbal Mic's



AKG C430, C480, and C451B
Apex 190
Audio-Technica AE5100
Audix ADX50 and SCX1
Beyer MCE 84 and M 422
CAD GXL1200
K&K Hot Hi-Hat
Shure SM81, KSM27, and KSM37

Web Sites

AKG: www.akg.com
Apex: www.apexelectronics.com
Applied Microphone Technology:
www.appliedmic.com
Audio-Technica: www.audio-technica.com
Audix: www.audixusa.com

BeyerDynamic: www.beyerdynamic.com
CAD: www.cadmics.com
Electro-Voice: www.electrovoice.com
K&K: www.kksound.com
Samson: www.samsontech.com
Sennheiser: www.sennheiserusa.com
Shure: www.shure.com

noisy environment, streamlined kit appearance, quick setup and breakdown, and so forth).

Hi-Hat

There are two techniques for hi-hat miking: top placement and bottom placement. Positioning the mic' above the hi-hat (pointing down or at an angle to the top cymbal) will give you a crisp "chick" sound, with lots of stick definition and a sharp, open hi-hat sound.

Bottom placement gives you more "meat" to the hi-hat, with less stick definition. This technique is usually used for a more "special effect" hi-hat reproduction.

Go For What You Like

One final, very important note: When choosing a microphone for a certain application, there is no set "standard" that you have to live by. My opinion is nothing other than just that—an opinion, based on my own personal experience and research. My advice to anyone is: Try whatever you want, and then ask yourself, How does it *sound*? If it sounds good and serves your needs, then you've succeeded in your quest.

Andy James has toured with Savatage, The Zeros, and David Sweet. Since 1998 he's been a busy session drummer in Southern California, Seattle, and Miami.



It's The FEEL That Counts!



Natural Gum Rubber

Pure • Unadulterated • Not synthetic • Not dyed a color to cover imperfections

Exclusive "Made to be Played" Surface

Not "off the shelf" gum rubber • Made for us to our exact specifications

REALFEEL[®]
PRACTICE PADS

The **ORIGINATOR**
Not An Imitator!

HQ PERCUSSION
PRODUCTS
www.HQpercussion.com

REAL DRUMMERS ACCESSORIZE

Baseball Cap

- 100% cotton twill in black with tan underbill
- Features the MD logo embroidered on the front
- Size: One size fits all, \$12.00



Long-Sleeve Tee

- 100% Pre-shrunk heavyweight cotton, Heather Grey
- Features the modified MD block logo on the front
- Sizes: S, M, L, XL, XXL, \$17.95



Modern Drummer
The World's Most Widely Read Drum Magazine

MD Accessories

- Black towel, \$7.00
- Water bottle, \$4.00
- Travel mug, \$12.00
- Key chain, \$5.00



Modern Drummer
The World's Most Widely Read Drum Magazine

Ladies Rib Long-Sleeve Contrast Baseball Tee

- 100% Pre-shrunk heavyweight cotton, white body with black raglan sleeves
- Features the MD script logo across the front of the shirt
- Sizes: M and L (note: Shirt runs very small), \$14.95



Modern Drummer
The World's Most Widely Read Drum Magazine

Short-Sleeve Tee

- 100% Pre-shrunk heavyweight cotton Black Tee
- Embellished with the MD white block logo on the front
- Sizes: S, M, L, XL, XXL, XXXL \$14.95

| size | qty | item | price | total |
|--|-----|------------------|----------|-------|
| | | Long-Sleeve Tee | \$17.95 | |
| | | Short-Sleeve Tee | \$14.95 | |
| | | Ladies Rib Tee | \$14.95 | |
| | | Baseball Cap | \$12.00* | |
| | | Black Towel | \$7.00* | |
| | | Water Bottle | \$4.00* | |
| | | Travel Mug | \$12.00* | |
| | | Keychain | \$5.00* | |
| subtotal | | | | |
| *For shipments to NJ, add 6% state/local taxes per item. | | | | |
| **shipping & handling charges | | | | |
| grand total | | | | |

Make check payable & mail to:
Modern Drummer Publications
Attn. Clothing Line
12 Old Bridge Road
Cedar Grove, NJ 07009

All checks or money orders payable in US funds only (no cash).
No C.O.D. Please allow 10-14 days for delivery.
Clothing can be shipped to street address only; no PO Box deliveries.

name (please print) _____

address _____

city _____ state _____ zip _____

phone _____

Visa MasterCard

Visa/MasterCard# _____ exp. date _____

name on card _____

**Shipping and Handling Chart (before tax):
1-3 items, add \$5.00
4-6 items, add \$6.50
7 or more items, please add \$9.00
Foreign delivery add additional \$4.00 to your order

www.moderndrummer.com

Phone orders to: (973) 239-4140,

fax orders to: (973) 239-7139.

Business hours: 9:00 A.M. - 5:00 P.M., MON - FRI.



Widespread
Panic's

TODD NANCE

Getting Down On The Farm

by Will Romano

Widespread Panic drummer Todd Nance is livin' large. When not rhythmically conversing with percussionist Domingo "Sunny" Ortiz, Nance spends his spare time on his swanky 116-acre farm located in Comer, Georgia, twenty miles east of the music Mecca, Athens.

"I like to keep a little buffer zone around me for privacy," says Nance. "I like the fact that I'm not on top of anyone and that I'm too out of the way for someone to drop in."

Todd says that he and his wife, Tammy, have been renovating and adding on to their ranch-style abode for over a year. "Most of the inside was redone, the floors in the kitchen were com-

pletely ripped up, and the house has had two additions tacked on," he explains. "We also just purchased the neighboring land and have made that part of our property."

Mirroring his personal life, Nance's professional career screams "more is more." Widespread Panic's 2002 release, *Live In The Classic City*, was a robust three-CD package—an ultimate ode to the road by a time-tested jam-band known for extended sets and extensive touring. This year the band released the well-received studio album *Ball*. Of late Nance has also worked with alt.country rockers Barbara Cue, as well as a Widespread Panic-Vic Chesnutt collaboration called Brute.

One would think that this guy's home setup would be monstrous, given the plot of land on which he lives and his many different side projects. Guess again. Todd's recording space is a dimly lit, heart-of-pine paneled, medium-sized room purposefully lacking in equipment. Nance doesn't even set up his trusty six-piece tobacco sunburst finish DW kit he uses on the road.

"I've been trying to make the studio as small and user-friendly as I possibly can," the drummer explains. "I don't like a lot of wires and stuff around. My goal is to be a technician for five minutes and a musician for fifty-five, not the other way around."



Nance's bare essentials include a '63 Gibson ES-330 electric guitar, a Washburn acoustic, an IBM laptop, a Roland 880 digital recorder with onboard effects and EQ, a Boss Dr. Rhythm drum machine, Line6's POD amp simulator, one Audio-Technica 4033 condenser mic' to capture his vocals and acoustic guitar tracks, a Roland V-Drums kit, his "lazy-ass chair," and a prized painting by artist Keith "Scramble" Campbell.

"The first thing I do when I come in this room is strum

an 'A' chord," says Nance, who has contributed drumming *and* writing to the past several Panic studio releases. "I'll have some idea in my head and try to find it on the guitar. Usually, because I'm a drummer, I'll find some rhythmic thing to strum. At that point I'll usually think up some kick drum pattern as well."

This method is quite different from the early days, when the Panic boys lived and wrote together in the same flop in Athens. "I used to stay at the mic' for hours and strum chords with those guys," Todd recalls. "When everyone moved out and got married, it changed the dynamic of how we write music. Now I have to get my crap together before I approach them with an idea. But at least they allow it. Some bands won't listen to the drummer's input. That's the great thing about Panic: It's always a joint effort."

But, Todd, you do so much songwriting and recording at home, do you ever get a chance to play drums? "Oh, yes," Nance replies. "I always do paradiddles just to keep from being rusty. And I do practice over at Brown Cat, our management office. I'll have a nice big spot for the drums [at home] in the near future. There's a small house out there on the new plot we just purchased, and I'm thinking about turning it into a recording and rehearsal space. I wouldn't

have to leave the premises. How's that for keeping me down on the farm?"



DRUMS & PERCUSSION

THE LARGEST INVENTORY IN THE U.S.A.!

Tama
Rockstar Custom
7pc. Shell Set

BACK BY POPULAR DEMAND!

Sam Ash EXCLUSIVE!

\$1499⁹⁹

SHELL SET!

Tama
Stagestar 5pc. Set

NEW!

INCLUDES ALL HARDWARE, THRONE & CYMBALS!

\$399⁹⁹

Pacific
5-pc Birch Set

NEW!

INCLUDES ALL HARDWARE!

ALL BIRCH!

\$599⁹⁹

CALL FOR THE NATION'S GUARANTEED LOWEST PRICES!

Pacific
CX Series 5pc.
Shell Set

NEW!

SHELL SET!

\$599⁹⁹

Groove Percussion
Model PVT16

NEW!

INCLUDES ALL HARDWARE, THRONE & 3 CAST CYMBALS!

\$299⁹⁹

Pearl
Masters Custom
4pc. Shell Set

NEW!

SHELL SET!

\$2159⁹⁹

Pearl
Forum Set

\$629⁹⁹

INCLUDES ALL HARDWARE, CYMBALS, THRONE, STICKS & VIDEO!

Mapex
X-Series

\$449⁹⁹

Mapex
Voyager Series

5 PIECE SET WITH FREE BONUS PACK!
Including: Hardware, Mapex stick bag, 6prs. of Promark Sticks, Sabian 8" Solar Splash, Boom Arm and Mounting Clamp!

\$499⁹⁹

YAMAHA
Oak Custom
4-pc Shell Set

NEW!

\$1189⁹⁹

SHELL SET!

THE LARGEST SELECTION OF CYMBALS IN THE USA!

Be sure to visit the website for the best deals in
Keyboards • Drums • Pro Audio • Software

Pearl
ELX
Fusion Shell Set

CLOSEOUT!

\$599⁹⁹

INCLUDES HARDWARE! CYMBALS EXTRA!

TAMA **YAMAHA DRUMS** **pacific** **Groove Percussion** **LP**

Pearl **Roland** **Zildjian** **PAiSte**

MAPEX **ARBITER** **SABIAN** **Ardient**
by Latin Percussion

1-800-4-SAMASH **1-800-4-SAMASH**

GET OUR 164 PAGE FULL-COLOR CATALOG 1 YEAR FREE SUBSCRIPTION!

ENTER TO WIN! Autograph, Mystic Dreams

We Will Beat Any Price! 50 States/60 Days The Lowest Price

SENSATIONAL SNARE DRUM DEALS!



Tama Steel Piccolo
\$99⁹⁹

NEW!
Yamaha "Musashi" Snare Drum
\$259⁹⁹

NEW!
Pearl Chad Smith
\$199⁹⁹

Pearl "Ian Paice" Snare Drum
\$299⁹⁹

Mapex Pro Series
\$99⁹⁹

Yamaha Anton Fig
\$499⁹⁹

Tama Lars Ulrich
\$499⁹⁹

NEW!
Pearl "Firecracker"
\$99⁹⁹

Yamaha DFP8210 Double Bass Drum Pedal
\$299⁹⁹

NEW!
NEW YAMAHA PEDALS! FROM 115.99 AND UP!



Yamaha FP8210 Bass Drum Pedal
\$115⁹⁹

Mapex B320 Boom Stand
\$49⁹⁹



Tama HC23BW Boom Stand
\$49⁹⁹



Gibraltar Road Series Drum Rack
\$249⁹⁹



Groove Percussion C93000 Boom Stand
\$29⁹⁹



Pearl PD-75 Drum Throne
\$39⁹⁹

Tama HT-25 Drum Throne
\$29⁹⁹



CALL!



CALL!

THE HOTTEST DEALS IN ELECTRONIC PERCUSSION!

LP Caliente Conga Set
\$189⁹⁹



Caliente Conga Set
\$299⁹⁹



Ardiente Congas
\$599⁹⁹

Caliente Bongos
\$75⁹⁹
List: \$109.00



NEW!

NEW & IMPROVED! SAME PRICE!!!

Yamaha DTXpress II
\$999⁹⁹

Remo Djembe Drums
12" \$179⁹⁹
14" \$199⁹⁹
16" \$239⁹⁹

FREE Stand with Djembe Purchase!



Be sure to enter our on line contest to win great gear!

RED HOT DEAL!

NO PAYMENTS! NO INTEREST! FOR 6 MONTHS! ON ANY ON-LINE PURCHASE!

want a FREE catalog?
Call 1-800-4-SAMASH or log on to www.samash.com

We Will Beat Any Price! LOWEST PRICE GUARANTEED! 50 STATES / 60 DAYS

FREE CASE WITH PURCHASE!



Pearl P-2002 Drum Pedal

FREE CASE WITH PURCHASE!



Tama HP900PTW Drum Pedal

DW P-9002 Double Pedal
\$449⁹⁹

Samson 5pc. Drum Mic Kit
\$199⁹⁹



INCLUDES ROAD CASE!

Mention Code MD18DP When Ordering!



samash.com

The on-line musical instrument megastore!
1-800-4-SAMASH • www.samash.com

Samash.com is part of the Sam Ash family of companies, including over 30 musical instrument megastores nationwide.

*On your Sam Ash credit card, subject to credit approval. Certain rules apply to the allocation of payments and finance charges on your promotional purchase if you make more than one purchase on your store credit card. Call 1-888-367-4310, or review your cardholder agreement for information. If balance on these purchases is paid in full before the expiration of the 6 month promotional period and your Account is kept current, accrued Finance Charges will not be imposed on these purchases. If balance on these purchases is not paid in full, Finance Charges will be assessed from the purchase date at the Standard Rate of 20.96% APR. For Accounts not kept current, the Default Rate of 24.96% APR will be applied to all balances on your Account. Minimum Finance Charge \$1.00. *Applies to orders shipped in the contiguous United States. Items that require special shipping due to size or weight are excluded from this offer. See our website, www.samash.com, for complete details. Offer expires 8/30/2003. Sam Ash is not responsible for any typographical errors or incorrect images.



OPEN 24 hours 7 days

Roland SPD-S Sampling Drum Pad
\$495⁹⁹



Wayne Shorter

Speak No Evil—About Drummers

by Ken Micallef

I don't care if my drummers have metro-nomic time," says tenor sax legend Wayne Shorter. "I want them to be ready for whatever happens, but not with time that is scientific—not that kind of perfection. I want it to be elastic. Imperfect is more perfect than perfect."

Since joining Art Blakey's Jazz Messengers in the early 1960s, Wayne Shorter has worked with some of the greatest drummers in jazz. Widely regarded as *the* most important jazz composer of the 1960s and '70s, Shorter supplied the compositional foundation and free-wheeling attitude of Miles Davis's '60s quintet, which featured the great Tony Williams on drums. Later, he helmed innovative jazz/rock outfit Weather Report. Shorter's latest album, *Alegria*, is a large-scale orchestral recording featuring drummers Terri Lyne Carrington and Brian Blade.

As individual as ever, Shorter has very specific ideas about composition. "The beginning and ending of a song is kind of artificial," he says from his home in Florida. "Life is a work in progress, and so are the things that you do that reflect it. In reality, a piece of music is never finished. I think the things we call songs and tunes are like the branches of a tree—there is historic growth and a story to tell."

Shorter quotes Miles Davis often, imitating the jazz genius's raspy voice. And Shorter's recollections allude to what he looks for in his current drummers. "Miles said that certain people were acting out when they played," Shorter says. "Miles said he was tired of hearing music that *sounded* like music all the time. You know how John Wayne walks and swivels, how he's got that funky walk? Or how Humphrey Bogart punched a guy? Miles would say, 'Can you play that?'"



Art Blakey

(with The Jazz Messengers)

Art's big cymbal sound had a built-in backbeat. It was like a backbeat cymbal with a spray. Art didn't always play a heavy 2 and 4 on the hi-hat. When he played with Thelonious Monk in the trio, he was smooth. Art was one of the few drummers who really understood Monk.

Art was a powerful drummer, but he really wanted to be a pianist. Did you ever notice on Art's records that when the piano player takes a solo, Art goes way down in volume? He would ride with the emotion of the solo, and he made sure that the piano was out front. It was his appreciation of the piano. One of the last things I saw Art do before he passed away was sit at a piano and play "As Time Goes By."



Shorter with Tony Williams, circa 1996

Tony Williams

(with Miles Davis)

Tony Williams was playing loud one night at the Plugged Nickel. The people were saying, "The drummer is too loud."

Miles said [whispers], "Leave the drummer alone." He saw that Tony was growing. It was not just the volume. There was something going on with what he

was doing.

Tony and his father tap-danced. Tap-dancing can really get explosive, and I think it was a precursor to modern jazz

An advertisement for Turkish Cymbals. The top left features a close-up of a large, polished brass cymbal with the word "new" in a circular logo and "STUDIO SERIES" in large, bold letters. The rest of the image shows a complete drum set with several cymbals, all featuring the "TURKISH" logo. The background is a dark, wood-paneled room. At the bottom right, the text reads "www.turkishcymbals.com" and "e-mail: orkestra@superonline.com".

A Different View

drumming. One time with Miles, we were playing in Connecticut at a club called Lenny's. Tony's dad came in. Tony got up from the drums and they did some footwork while we were playing this real hip stuff. I think it was on "Milestones." It was not some old-fashioned stuff. They were tapping across the barline. It was seamless, organic.

Tony's drumming changed. He crossed into the pop world without actually giving up anything.

Philly Joe Jones

Philly Joe was one of the greatest cats. He was super hip within the straight-ahead, but he also had a way of destroying what he called "playing in a box." Miles used to say, "It's nice when you can play across the barlines, ya know. Just crash through that sucker." With some guys it's all measured. But when a drummer has no need for sectioning things off—and still nobody gets lost, and it's done with noble, majestic, and sincere intentions—it's actually magnetic. It's a door that's open to welcome people.

Elvin Jones

(*Juju, Speak No Evil, Night Dreamer*)

Elvin has a way of playing that was totally new to the public. There's something that happens when some people play music that *sounds* like music. They're dealing with the formality, the ceremonial, the foundation—like a great ballet dancer,

that stuff. With him, it's a composite of the life flow as he improvises what he sees in life.

We had a good ol' time on those sessions. There was never any rehearsal, just like with Miles. I always liked it when Elvin was demonstrative about something. He was always for real. He would never

The Shorter List

Some of the great drummers Wayne Shorter has played with:

**Brian Blade • Art Blakey • Terri Lyne Carrington
Joe Chambers • Peter Erskine • Eric Gravatt
Omar Hakim • Elvin Jones • Philly Joe Jones
Narada Michael Walden • Tony Williams**

with all that training. It's complex. Then, ten years later, they perform something that comes from their whole humanistic being. You can't see all the training. All you see is the beauty. Elvin still has all

fool around in the studio, working on something before the session started. He didn't touch the drums until it was time to play. I noticed that about a lot of the greats. Miles never touched his horn when he was off.

THIS IS THE EDGE OF
GREATNESS
COMPLETE KITS SNARES HARDWARE ACCESSORIES

PORK PIE PERCUSSION
Made by an American
1977

PORK PIE
BUILT BY AN AMERICAN

V: 818 992-0783 www.porkpiedrums.com F: 818 992-1358
AVAILABLE AT
www.indoorstorm.com or Toll Free (877) 319-8473

TURN IT UP & LAY IT DOWN

A Berklee College of Music recommended play along CD for Drummers and percussionists of all skill levels. *The Series*

"I use it in my private lessons here at Berklee as well as in an array of other classes. Congratulations! It's about TIME!"

-Kenwood Dennard,
Berklee College of Music.

I've been using your Turn It Up & Lay It Down CD with my students at Seattle Pacific University. They love it! It beats playing with a metronome and they can be creative at the same time. Thank you for your contribution to percussion education. Keep up the good work!

-Dan Adams,
Director of Percussion Studies

Vol. I & II NOW AVAILABLE at:
www.modrndrummer.com
& fine retailers worldwide.

DrumFun.com

Seriously... just for the Fun of it!

Dealer Inquiries - Rhythm Tech: 800.726.2279

More bang for the buck.



Q Snare



Q Tom



Q Kick



C02 Pencil Condenser

And bang is just the beginning.

Samson's new drum microphones are voiced specifically for the drum they are meant to mic. Snares sound crisp and full, toms tight and rich, kick drums clean and gigantic. They have rugged exteriors, rim clips and shock mounts for the abuse they are sure to take. Best of all, they sound better than mics priced hundreds of dollars more. You see, at Samson we figure that if your gonna spend that proverbial buck, you deserve more than just bang.

SAMSON[®]
A U D I O

For a good time and to find out more about Samson drum mics visit us at samsontech.com.

A Different View

Joe Chambers

(*Schizophrenia, Et Cetera, All Seeing Eye, Collector, Adam's Apple*)

Joe Chambers plays in the way he speaks about life. He always gives the impression that he is very serious, very straight-faced. Then he says something, and you realize how very funny he is.

Narada Michael Walden

(Weather Report, *Black Market*)

Narada's groove was very natural. He had a sunny presence. Sun emanated from his rhythmic self. His rhythmic accompaniment was uplifting, never

Low sounds can slow things down. Michael's drum beat would add transparency.

Peter Erskine, Omar Hakim

(Weather Report)

We noticed that the drummers from the rock era didn't have that forward motion in their bones. A drum beat should have a warhead, a middle, and a tail. The way it arrives, it seems like every beat is "one-one-one-one." There is no "one-two-three-four." With some of the drummers we had in Weather Report, we had to pull out their forward motion.

for an audition with Miles, but Miles was watching his "body English." The guy would play, and then he would ask Miles what he thought. Miles would say, "Do you talk to your girlfriend like that?"

Eric Gravatt

(Weather Report, *I Sing The Body Electric, Sweetnighter*)

Eric was the one. Miles wanted him, but he came with us in Weather Report. Eric is teaching now, and he is still explosive when he speaks. He had bounce in his rhythm that would bounce off the

"When a drummer has no need for sectioning things off—and still nobody gets lost, and it's done with noble, majestic, and sincere intentions—it's actually magnetic."

going down into the floor. It just flowed out of him, and he would take the heavy edge off anything that had a low sound.

You know, Miles could tell how a person would play by how he walked. A musician would think he was coming in

floor and carry the music up to the ceiling. He had this ethnic sound—the continent of Africa—but with grace. He has a dignity and the flavor of Africa, and of metropolitan cities, all with the element of surprise.

Terri Lyne Carrington

(*Alegria, High Life*)

Terri Lyne has it all—all of the knowledge of how to do this. I heard her once at Zildjian testing cymbals. She was imitating Art Blakey, Max Roach, Elvin, and Tony, and doing it perfectly. She said she felt like going through some history, and I heard her.

Brian Blade

(*Alegria, Footprints Live!*)

Brian is a phenomenon. He can go triple pianissimo and still have power. No one says, "I can't hear the drummer." He is a meganova. With him, barlines or things like that are never spoken of. Where we are now emotionally, dramatically, or even socially, it all fluctuates together like the tides of the ocean, the wind, and the rain.

WE WILL BEAT ANY DEAL!

EVERY MAJOR BRAND~IN STOCK!

Guitars • Amps • Drums • Keyboards • Synthesizers • Samplers
Sound Systems • Recording Equipment • Software • Accessories

"If we don't have it, it just isn't made"



Shop Where the Pros Shop

West L.A. Music

call now: 310-477-1945 • sales@westlamusic.com

We will beat any price from any authorized stocking dealer anywhere in the United States.



So, where to after you've been...*EVERYWHERE?*

He's played with Elvis Presley, Frank Sinatra, Barbara Streisand, Charlie Parker, Dizzy Gillespie, Louis Prima, Louis Armstrong, Nat King Cole, Oscar Peterson—the list goes on and on. Bobby Morris *is* the definitive professional.

"I've performed and recorded with many stars, and have played and sponsored some of the major drum companies in the past; but never in my career have I been so pleased with the response that I've had since playing Sunlite Drums. The construction, sound, looks, and the durability of Sunlite Drums are *amazing!*

I'm happy to lend my name along with some of the top drummers in the world who are discovering Sunlite Drums. In my drum workshops, the enthusiasm is growing daily. I not only endorse Sunlite Drums, I use them *exclusively* in my performances."



Check out Sunlite drums for yourself at your nearest dealer.
Maybe this is where you're headed too!



2436 Merced Ave., S. El Monte CA 91733 • Tel: (626)448-8018 • Fax: (626) 448-9078
E-mail: info@sunlitedrum.com • Web: www.sunlitedrum.com

Tiny Kahn

by Ron Spagnardi

The bop era of the '40s saw the arrival of several somewhat lesser-known drummers. One of the most important was Tiny Kahn. "Tiny and I were both advocates of the small group approach to big band playing," said Mel Lewis. "He played basically the same with Stan Getz's small group as he did with Chubby Jackson's big band. Tiny had the flexibility to complement whoever he was playing with. He had a light bass drum attack, used the whole spectrum of the drumset, and played with simplicity amidst this constant subtle motion."

Tiny Kahn was born in New York in 1924 and began playing at age fifteen. Possessing a highly stylized approach—which he'd subtly adjust for different bands—Kahn played with Georgie Auld, Boyd Raeburn, and Henry Jerome, and was a key figure in the 1949 Chubby Jackson band. He later worked with Charlie Barnet and Stan Getz, and did a CBS radio show with Elliot Lawrence. Kahn was also a proficient vibist, arranger, and composer who contributed arrangements to the music libraries of the Chubby Jackson, Charlie Barnet, and Woody Herman bands.

Though somewhat underrated throughout his brief career, Kahn was among the most capable of jazz drummers, with a knack for making his bandmates totally comfortable. Though he had little technical flair and rarely engaged in displays of showmanship, Kahn was renowned for his superb timekeeping and melodic playing, the latter an obvious result of his arranging and composing background. Like Jo Jones, Kahn displayed an extraordinary sense of shading and dynamics. Never one to overplay, his soft pulse and loose feel—combined with perfectly placed fills—were tailored to the music, making him one of the most distinctive players of his time.

"Tiny brought the improvisational feeling of small band drumming to the big band," said Mel Lewis. "He played great fills and lead-ins that kicked the band along. He knew how to use space and never



"He did what was necessary and knocked everybody out." —Terry Gibbs

played too loud. Tiny was a straightforward player with a certain looseness, and his own kind of chops. His style was truly a combination of Davey Tough and a more simplified Max Roach. The man was an extremely musical player—a real listening drummer. His way of playing just worked."

Tiny Kahn died in 1953 at the age of twenty-nine.

Excerpted from The Great Jazz Drummers by Ron Spagnardi. Published by Modern Drummer Publications.



WIN

Moonie's Cymbals!

To help celebrate this month's special tribute to the late, great Keith Moon, Paiste has created a replica set of his classic cymbal setup.



The six-piece set includes:

- 15" 2002 heavy hi-hats
- 16" 2002 crash
- 18" 2002 crash
- 20" 2002 crash
- 18" 2002 medium crash
- 22" 2002 ride

**A chance to win the cymbals that helped give Keith Moon his sound?
We call that a bargain, the best you ever had!**

Consumer Disclosure

1. To enter: Send a 3.5" x 5.5" or 4" x 6" postcard with your name, address, and telephone number to: Modern Drummer/Paiste Contest, 12 Old Bridge Rd., Cedar Grove, NJ 07009. 2. Enter as often as you wish, but each entry must be mailed separately. 3. ODDS OF WINNING EACH PRIZE DEPEND ON THE NUMBER OF ELIGIBLE ENTRIES RECEIVED. 4. CONTEST BEGINS 8/1/03 AND ENDS 9/30/03. POSTCARDS MUST BE POSTMARKED BY 9/30/03 AND RECEIVED BY 10/3/03. 5. The winner will be selected by random drawing on October 10, 2003 and notified by phone on or about October 13, 2003. 6. Employees and their immediate families of Modern Drummer, Paiste, and their affiliates are ineligible. 7. Sponsor is not responsible for lost, misdirected, and/or delayed entries. 8. Open to the residents of US and Canada (except the Province of Quebec), 12 years of age or older. Void where prohibited by law. 9. One prize awarded per household per contest. 10. Grand Prize: One winner will receive a replica of Keith Moon's Paiste cymbal setup, which includes: 15" 2002 Heavy hi-hats, 16", 18", and 20" 2002 crashes, an 18" 2002 Medium crash, and 22" 2002 Ride. 11. Approximate retail value of contest: \$2,336. 12. Sponsored by Modern Drummer Publications, Inc., 12 Old Bridge Rd., Cedar Grove, NJ 07009, (973) 239-4140. 12. This game subject to the complete Official Rules. For a copy of the complete Official Rules or a winners list, write to Modern Drummer Publications/Paiste/Official Rules/Winners List, 12 Old Bridge Rd., Cedar Grove, NJ 07009.



Todd
Sucherman
MORE THAN STYX

by Mike Haid

Robert W. Fritsch

Pearl



Pearl

Todd Sucherman

grew up in a musical household in the north-side suburbs of Chicago. Todd's father was a doctor and a former big band drummer, his mother was an actress/singer, and both of his brothers were musicians. So it's not strange to hear that Todd began playing drums at age two. By age six he was in a band playing gigs with his brothers. The boys played a wide variety of music, including songs by **Styx**, one of rock's most popular bands of the '70s and '80s, and local Chicago heroes.

As a young musician,

Todd had always dreamed of going to California. But little did he realize that one day he would combine the best of both worlds—drumming with Chicago-based rock superstars **Styx** and California pop icon Brian Wilson of Beach Boys fame.

Now a resident of Southern California, Sucherman is living out his dreams. But it didn't just happen by luck. Todd has paid his dues and developed his playing ability to a high degree. And he's learned from his father that being punctual and prepared will pave the way for success.


The drummer has recently finished recording new tracks for the next Brian Wilson solo release. He has a new drum loop CD, *More Than Styx*. And he can be heard with the re-

talized members of that band on their latest, *Cyclorama*.

Sucherman was recently married, and at the wedding reception Brian Wilson and **Styx** performed. The following interview took place shortly after Todd and his bride returned from their honeymoon in Hawaii. In Todd Sucherman's world, hard work has certainly paid off.



Taylor Mills



Todd's Styx Kit

Drums: Pearl Masterworks

- A. 5 1/2x14 Masterworks snare (or 5x14 Ultracast)
- B. 7x8 tom
- C. 8x8 tom
- D. 8x10 tom
- E. 8x12 tom
- F. 14x14 floor tom
- G. 16x16 floor tom
- H. 18x22 kick

Cymbals: Sabian (all with brilliant finish)

1. 14" AA Regular hats
2. 19" AAXtreme Chinese
3. 17" AAX Studio crash
4. 6" AAX splash
5. 8" AAX splash
6. 19" AA thin crash
7. 10" AA splash
8. 22" Chester Thompson Precision ride
9. 13" AAX Stage Hats (closed)
10. 18" AAX Dark crash
11. 22" AAXtreme Chinese
12. 20" AA medium-thin crash

Percussion: various

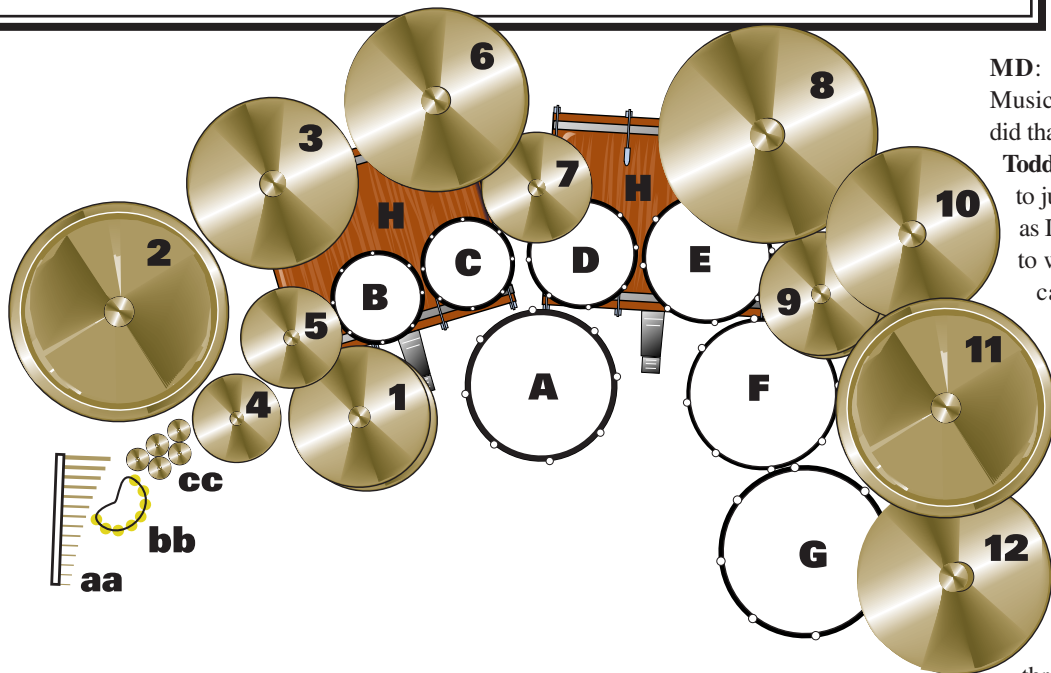
- aa. TreeWorks windchimes
- bb. Rhythm Tech drumset tambourine
- cc. Sabian finger cymbals

Hardware: Pearl, with 24k gold hardware

Heads: various Remo models

Sticks: Vater Sugar Maple 5B and Session models

Finger Protection: 3M Active Strips



MD: What did your father teach you about drumming and playing music?

Todd: He was a meat & potatoes jazz drummer with that “four on the floor,” feathering the bass drum style. He wasn’t into bebop or any extreme drumming. He always told me to just “make it swing.” He taught me to read music when I was five years old, because he knew that was important for my career.

Something else that my dad instilled in me that’s so basic, but that very few people actually do, is to be on time and prepared. I saw that come to fruition in my early twenties, when I started doing a lot of session work and club dates. I would always be prepared for the gigs and learn the material from top to bottom. I would also be the first one at rehearsals and sessions.

MD: You started doing session work when you were eleven?

Todd: My brothers were older than me, and they worked with guys who were older than *them*. So they just pulled me into the scene. I was also heavily into the whole school band thing. I was in the junior high school jazz band when I was only in the first grade, because I could read and I could swing. I was the only kid in the history of the Lincolnwood school district to spend eight years in the junior high band. [laughs]

MD: You attended Berklee College Of Music after graduating high school. What did that experience do for you as a player?

Todd: When I was younger I always wanted to just pack up and move to California. But as I got a little older I realized that I needed to work a little harder and get a good education. Since my main heroes, Steve Smith and Vinnie Colaiuta, went to Berklee, I figured that was the best place to go. I also wanted to study with Gary Chaffee. Ironically, I was the recipient of the Steve Smith Jazzmasters scholarship.

I knew that I was only going to be at Berklee for a year and that I had to make the most of it. So I really sought out players and teachers I knew I wanted to study with. The three teachers that had the biggest impact

DW 9000 SERIES DRUM HARDWARE

"If you ain't playing
DW Hardware,
you're playing
no ware at all!"

-Gerald Heyward



DW 9000 Series Drum Hardware

Drum Workshop, Inc.
"The Drummer's Choice"® • www.dwdrums.com

CLOCKWISE FROM TOP LEFT: GERALD HEYWARD (MARY J. BLIGE), TONY ROYSTER, JR. (3LW), FISH (JUSTIN TIMBERLAKE), NISAN STEWART (MISSY ELLIOTT)
KERRY GRIFFIN (AVANT), OMAR PHILLIPS (ARRESTED DEVELOPMENT), VICTOR ALEXANDER (OUTKAST), PAUL JOHNS (ALICIA KEYS), GG GONAWAY (MARIAH CAREY)



Todd Sucherman

on my playing were Skip Hadden, Ian Froman, and Gary Chaffee.

Gary was an amazing teacher. I would leave his house feeling like Moses coming down the mountain with the stone tablets. Gary was very methodical in going through all the polyrhythms and angular stuff. Ian Froman was more like an Elvin Jones, Jack DeJohnette, freeform-style teacher. Skip Hadden had a lot of weird conceptual things and esoteric exercises that helped me a lot with my reading. It was really great having all those schools of thought coming at me at the same time.

MD: Where did you go from there?

Todd: I went back to Chicago and started teaching the drum line at my old high school, which was the closest thing to a real job I've ever had. From there I was fortunate to rekindle relationships with players that my brothers had been

playing with, which led to a lot of good working situations in town doing corporate parties and weddings. From there I started to get some session work.

At that time I put together what I thought was a smoking demo that showed all sorts of different styles I could play. I mailed it out to all the jingle houses, which numbered at least twenty at the time. I didn't get a single gig from that demo. I think my reputation at the time was that I was a little "chopslinger." I was getting calls to do gigs, but I wasn't getting calls for session work.

The only way I was able to get into the session scene was through a couple of musicians sticking their necks out for me. I have to admit that everything good that has happened for me in my career has come from someone recommending me. Within a couple of years I was doing twenty ses-

sions a month. Moving to California didn't seem so important anymore.

MD: How did the Styx gig come about?

Todd: I was doing a lot of session work in Chicago, and the guy that did my cartage, Keith Marks, also did cartage for the guys from Styx. At that time, Styx wanted to rerecord "Lady" for a greatest-hits release, but their drummer, John Panozzo, was not well enough to participate. Keith recommended me, and I was called in to ghost drum for John on the "Lady 95" session. I had to play the drum part fairly close to the original, and I had to put tape on the toms to get that thuddy '70s sound. That was the genesis of my relationship with the band.

They called me back a couple of months later to record a very drum-heavy new song for their *Greatest Hits Vol. 2*. After recording that track, I had an inkling that the band wanted to tour. I felt that if I

went in and nailed the song, I might have a chance to do the gig. We had already gotten along well, which is just as important as playing well, and it felt right. A week later they called and asked what I was doing for the summer. That was the summer of '96, and I've been a part of the band ever since.

MD: Was it difficult coming into the band under such unusual circumstances?

Todd: Sadly, through John's misfortune, I got the gig, and it was a very difficult time when he passed away. At the time I joined the band I was the only non-original member. During our first rehearsal, John was still alive, but in very poor health. I was chatting with his brother [Styx bassist Chuck Panozzo], and he told me that I was the second drummer he had ever played with. That blew me away.

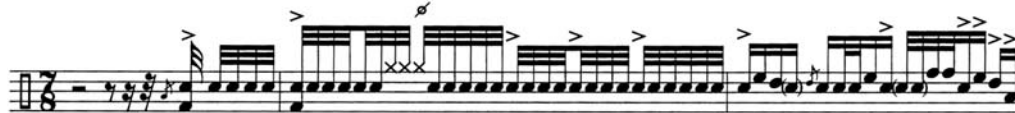
It was surreal for me, because I had grown up as a fan of the band. The first tour I did with Styx was the *Return To Paradise Theater* tour, which had all the same elaborate stage props from the original *Paradise Theater*




One With Everything

Transcribed by Brad Schlueter

The following examples showcase just a few of the impressive fills that Todd Sucherman plays on "One With Everything," the drum feature from the latest Styx release, *Cyclorama*. The first two begin at the 2:19 mark of the tune, the third and fourth at 4:33, and the fifth one at 5:25.



AQUARIAN®



Pete Magadini

"It's not a coincidence to me that more and more top drummers are now playing AQUARIAN® Drumheads."

Pete Magadini

Noted player, recording artist, teacher and author

I play them because Aquarian heads bring out the best sounds from my drums. Many of my students feel the same. On my "live" performing set I choose Satin Finish Texture coated. They give my kit the warm sound I want with some bite when I need it.

On my larger "studio" set I use Texture Coated Studio X with a Super Kick II bass drumhead and a Regulator, ported, front head. This gives the bass drum a nice deep punch while the rest of the set has a mid-range pocket without losing clarity or tone.

Pete's books on Polyrythms are known the world over. "Learn to play the Drumset" and "The Complete Drumset Rudiments" are other books by Pete.

**Check out Pete's New CD, "Polyrythm" featuring
George Duke and Don Menza
Pete's website is: www.petermagadini.com**

"TAP TEST™"

Hold the drumhead by the hoop and tap it in the center with your finger, or better yet, a drumstick. It should have a musical tone and resonance.

AQUARIANACCESSORIES

1140 N. Tustin Ave., Anaheim, CA 92807
714-632-0230 ■ Fax **714-632-3905**
www.aquariandrumheads.com
e-mail: info@aquariandrumheads.com
All Rights Reserved

Todd Sucherman

tour from 1981. So for me, going from playing Budweiser jingles to playing in front of twenty thousand people every night was a bit of a culture shock.

ness was drying up. So I figured it was time to move to Los Angeles, which I had always wanted to do. So I moved to California and tried to get entrenched with some people in



We went on tour again in the summer of '97, but did half as many shows because Dennis DeYoung wanted to work on a musical that he had written. It was shortly after that when I wasn't sure if anything was going to happen with the band in any sort of creative way. I could also see the writing on the wall in Chicago, because the jingle busi-

ness was drying up. So I figured it was time to move to Los Angeles, which I had always wanted to do. So I moved to California and tried to get entrenched with some people in LA that I had known from Chicago.

MD: What happened with Styx at that point?

Todd: In 1998 Styx decided they were going to do another studio recording, which was the beginning of the *Brave New World* sessions. This began a rift between some of the bandmembers. Dennis DeYoung didn't like to travel and be away from home. So Tommy Shaw and I were having to fly to Chicago to do most of the tracking there.

Ultimately, there were a lot of creative differences, and when it came time to solidify a tour, Dennis didn't want to go on the road. While this was going on, I was out working with as many different people as I could in LA, trying to get things happening for myself. That led to me playing on a couple of tracks on Brian Wilson's solo record.

A producer that I had worked with in Chicago, Joe Thomas, was working with Brian on his record. Eddie Bayers had done most of it, but he needed a couple more drum tracks to complete the record. And then I ended up doing two legs of Brian's first solo tour. That was a very exciting time in my life, because I also met the woman who would become my wife, Taylor Mills, during the process. She was one of the back-up singers.

MD: What was it like working with a legend like Brian Wilson?

Todd: My time with Brian will always be a colossal highlight. Just to be in a room with him, watching him come up with harmony parts or stopping the band, pointing to someone, and saying, "You're flat," was amazing. The things that he can hear go way beyond what most of us can comprehend. It was a thrill for me to be playing a show with him, doing a song like "God Only Knows," and thinking that this song popped out of his head in about twenty minutes and became a classic.

MD: So what became of Styx at that point?

Todd: Styx picked up again in the summer of '99, and I had to bow out of a two-week tour



This is what's on Mike's:

- LP Tito Puente Brass Timbalitos
- LP Li'l Ridge Rider Cowbell
- LP Rock Ridge Rider Cowbell
- LP Blast Block - High Pitch
- LP Jam Block - High Pitch
- LP Jam Block - Low Pitch
- LP Granite Blocks
- LP Mountable Sambago Bells
- LP Cyclops Mountable Tambourine
- LP Concert Series Bar Chimes

Because your kit is more than just drums...

for more information visit your local LP dealer or lpmusic.com



160 Belmont Avenue
Garfield, NJ
888-LPMUSIC

So what's on your kit?



CHECK US OUT AT SUMMER NAMM, BOOTH 737



CHAD BUTLER
ON TOUR WITH SWITCHFOOT
& PARAGON STAGE II DRUMS

STEVEN ADLER
EX - G N' R
SUKI JONES

LIVE AND ON TOUR W/ PARAGON MAPLE SERIES DRUMS

LIVE W/ THE STRAY CATS
ON BABYLON SERIES DRUMS

**SLIM JIM
PHANTOM**

WWW.PEACEIDRUM.COM

NEW WEBSITE - NEW GEAR - NEW PLAYERS - NEW ATTITUDE.

peace
DRUMS & PERCUSSION

PO Box 5306
Hacienda Heights, CA. 91745
Phone: 626-581-4510
Fax: 626-581-4710

Photos provided by Glend Laferrriere, Greg Guechi, and Kevin Packard

"Awesome..."

"Best kick drum mic I've ever used. Replaced my kick drum mic I'd been using for 15 years!"

Paul Rogers, Front of House
George Strait

"The D6 was designed with just one goal in mind: to be a no-compromise contemporary kick mic... If you want a painless way to get an absolutely rocking professional sound with a ton of serious beef on the bottom and that Lars type 'click' on the top, then this is the stuff."

Mark Parsons, Modern
Drummer

"Every day in sound-check we wrestle with that first channel. We know the ideal mic for any application is one that sounds natural with no EQ. The D6 is the 'swift kick' we've all been waiting for. Thanks Audix."

Mark Frink, Monitor Engineer
k.d. lang

"The introduction of the D6 from Audix has made an impressive impact. We've had many requests from high profile drummers to install them in their custom kick drums using our May Miking System..."

Randall May

"Audix continues to impress us with its latest kick drum mic." 2003 PAR Excellence Award Winner; Pro Audio Review

"I am extremely happy with the D6 as I have been looking for a excellent sounding Kick mic. It is great to finally find a dynamic kick mic that has clean clear low end without that "unnatural resonant low boost" that so many so-called 'Kick Mics' have."

Dave Rat, Front of House,
Red Hot Chili Peppers

"The D6 was awesome right out of the box. In a recent TV performance with Lucinda Williams, the D6 shook the ground to the point where the high definition camera men asked me if I could please high pass the bass!"

Don "Turk" Schell,
Front of House
Lucinda Williams, Ryan Adams

Don 'Turk' Schell, Front of House for Lucinda Williams, Ryan Adams

"The D6 delivers a crisp, modern sounding kick sound right out of the box and is also a useful mic to have in the locker for bass miking."

Martin Ostrowski
Gig Magazine

"With the D6, attaining an authentic kick sound requires no effort so I don't need to spend my time researching crossover points and hacking at EQ's."

Steve Beatty, Mobile Engineer
Real Image Recording

"The first time I put the D6 in our drummer's (Rickie Fataar) kick drum was in sound check at one of our gigs. We didn't even get through the first 8 bars when he asked what I did to the kick drum sound. He said it was shaking the whole stage and that he could really feel the improved low end. The D6 is now part of our sound."

Paul Middleton,
Front of House, Bonnie Raitt

"Love the D6-sounds so natural and does not color the sound at all. It literally took me 2 minutes on the first day of tour to get Matt Cameron's kick drum sound and I have not messed with it since."

Karrie Keyes, Monitor Engineer
Pearl Jam

"In my 18 years of doing this, I have never received more compliments on my kick drum sound than I do now. I only travel with three things; two pieces of fussy English outboard gear and an Audix D6!"

Chris "Sully" Sullivan,
Front of House, Jaci Velasquez

"I like the fact that the D6 has all the lows and can handle the SPL of large, low frequency drums, but still allows the drum to sound the same as it does acoustically."

At Blue Man Group, we use many drums with frequency ranges that go even lower than average kick drums...the D6 does a great job of reproducing them accurately."

Ross Humphrey,
Sound Supervisor;
Blue Man Productions

"FORGET EQ. YOU DON'T NEED IT. OUTSIDE, SIX INCHES FROM THE DOUBLE-HEADED JAZZ DRUMS, THE SOUND WAS ROUNDED, FULL, AND WOOLLY... INSIDE A 22-INCH ROCK KICK, THE RESULT WAS PUNCHY AND TIGHT, WITH SOUL-SHAKING LOWS. THE D6 WAS CONSISTENT NEARLY ANYWHERE WITHIN THE KICK, WITH A SOLID, NO-HASSLE SOUND.... ON STAGE OR IN SESSION, THE D6 ROCKS - LITERALLY!"

GEORGE PETERSEN, MIX MAGAZINE

....right out of the box!"

AUDIX
PERFORMANCE IS EVERYTHING

FOR A DEALER NEAR YOU CALL: 800-966-8261

TEL: 503-682-6933 FAX: 503-682-7114 www.audixusa.com

Audix Corporation, PO Box 4010, Wilsonville, OR 97070

In Canada, C-Tec, Tel 604-942-1001, Fax 604-942-1010

©Audix Corp 2003. All rights reserved. Audix and the Audix logo are trademarks of Audix Corporation.

Since 1984, the other way
to play drums... the Italian way.

PROEL S.p.A. - Italy
Tel. +39 0861 81241 - info@proelgroup.com

PROEL International Ltd. - UK
Tel. + 44 20 8761 9911 - info@proelint.co.uk

PROEL USA Inc.
Phone +1 915 591 5848 - proelusa@flash.net

PROEL FRANCE s.a.r.l.
Tel. +33 387 0866 84 - proel.france@wanadoo.fr

PROELUSA - Portugal
Tel. +351 249 301722 - proelusa@clix.pt

PROEL KOREA Co. Ltd.
Tel. +82 2 3442 7098 - info@proelkorea.com

U.S. PATENT
5675099

PROEL
MADE IN ITALY
proelgroup.com

Todd Sucherman

of Japan with Brian. It broke my heart, in more ways than one, because my girlfriend was going to Japan without me. But Styx decided to carry on without Dennis, replacing him with Lawrence Gowan. We then had to wait for all of the legal matters to be handled before we recorded again. But in the meantime, we played over three hundred shows and got very tight musically and personally.

MD: After watching the *Arch Allies* concert DVD with Styx and REO Speedwagon, and hearing the new Styx CD, I sense an honest energy and more modern sound within the music.

Todd: I've been in many bands, and I have to say that this band never has a bad night on stage. These guys amaze me with the energy they put out five shows a week. They work hard, and the band has really made a major comeback. Since 1999, with all of the pop culture references to Styx, from *South Park*, to Adam Sandler's *Big Daddy* movie, to *Sex In The City*, to Styx music being used on TV commercials, the number of teenage and adolescent fans that come to the shows and buy the music has easily tripled.

MD: When you play the older Styx material,

do you try to represent the drumming of John Panozzo in what you choose to play?

Todd: John was very active in his parts, but with a pretty straight-ahead approach. I like to incorporate more dense phrases or broken-up patterns. His parts were very interesting templates for me to do my own thing with.

Styx has never been a groove band or a "pocket" band. So with the new Styx music, my first priority is to play for the song, serve the music, and make it feel good. But there are definitely things I'm able to slip in. Something that Steve Smith did with Journey was that he was able to fit in very difficult little parts that would go completely unnoticed by most listeners. Only very observant musicians knew that he was doing it. That's something I've always strived for in my drumming. When you listen to what I play, it might sound like "boom, whack, boom boom, whack," but there's something going on underneath that adds a unique flavor—but nothing disruptive to the groove or the music.

MD: *Cyclorama* has a special energy that sounds like everyone's hearts, souls, and talents are pouring into each track.

Todd: We went about recording the songs for this new record from an honest place. We knew that there may be no radio, there may be no support, so let's do a record that we can really be proud of and record music that we really like. So nothing was tailored for any format, no eccentric producer was trying to get us to do something we didn't want to do, and no record label execs were pressuring us to write hit songs. I think that when you listen to this music, the honesty of our enthusiasm really comes across.

MD: Styx has quite a few special guest vocalists on *Cyclorama*, including Brian Wilson, John Waite, Jude Cole, Tenacious D, and actor Billy Bob Thornton.

Todd: Yeah, Glen Burtnik came up with a cool vocal arrangement of the Styx classic, "Fooling Yourself," from the *Grand Illusion* recording. It was a very Brian Wilson-sounding arrangement, and I thought it would be great if we could get Brian to sing on it, especially since Styx has never had any guest vocalists on their recordings. Since my wife and I are friends with Brian, I phoned him and asked him if he would do it, and he was totally up for it.

Todd Sucherman

MD: Were there any challenging moments in recording *Cyclorama*?

Todd: Coming up with creative ideas can be challenging because it means everyone has to be patient while the ideas come together and take shape. One such track was "Fields Of The Brave." I had this idea to add a military snare drum part, overdub it separately, and then do press rolls going into the chorus to create sort of a battlefield vibe. I borrowed an idea from a friend of mine, Bobby McIntyre, which is to turn the snare drum over and play on the snare-side head with a close mic' and a room ambient mic' to create a huge marching drum sound. Then I closed my front bass drum head and struck

it very softly with a mallet, and then compressed it until it sounded like a huge orchestral bass drum. And then I took two 19" crash cymbals, put hi-hat clutches on them for handles, and played orchestral crashes with them. This gave the song a regal vibe. It was great to see everyone in the control room get excited about this, because they were willing to indulge me for a couple of

hours to put it together.

MD: On the song "Genki Desu Ka," the drum track is a drum loop from your *More Than Styx* loop CD. How did that project come about?

Todd: I met David Frangioni, who had done Steve Smith's drum loop CD and several others, through Tommy Shaw. David came out to a Styx show, and we began talking about the possibility of doing a loop CD. So we finally got it together, and David put an

Robertson-type grooves to huge John Bonham-style grooves. They took each groove and created ten or so variations with different effects to get maximum usefulness from each one.

MD: What drum setup did you use?

Todd: I used a conventional kit and then a hybrid kit with an 18" bass drum, 10" and 12" snare drums, China hats, and old 20" K crash-rides—crazy stuff like that. The *More Than Styx* CD contains everything I recorded with the conventional kit.

If it sells well, they'll probably do another CD with the hybrid kit stuff. This session was done shortly before I received my Pearl Masterworks kit, so I

used my old Sonor kit.

MD: Speaking of gear, you started your career as a Sonor endorser, then switched to Ayotte, and now you're with Pearl. What made you switch from company to company?

Todd: I've always loved the sound of Sonor drums. Over the years I've amassed a collection of my favorite wood-grain Sonors. Now they've stopped making those particular

My first priority is to play for the song, serve the music, and make it feel good.

amazing team of engineers together to record it. Kevin Elson recorded it, which was a personal thrill for me because he recorded most of the Journey records.

We did two sessions and came up with about eighteen hours of grooves. Then they picked the grooves that they thought would be most useful for the CD. There's everything from Peter Gabriel- and Robbie

2003 KOSA FACULTY
 Memo Acevedo ▣ Evaristo Aguilar
 Anders Astrand ▣ Sandip Burman
 Will Calhoun ▣ James Campbell
 Jim Chapin ▣ Louis Charbonneau
 Mario De Ciutis ▣ Dom Famularo
 Gordon Gottlieb ▣ Horacio Hernandez
 Marco Lienhard ▣ Larry Marchese
 Kevan McKenzie ▣ Aldo Mazza
 Allan Molnar ▣ Répercussion ▣ John
 Riley Lou Robinson ▣ Jeff Salisbury
 Dave Samuels ▣ Bobby Sanabria
 Naoko Takada ▣ Rick Van Horn
 Glen Velez ▣ with Oscar Stagnaro, bass
 & Alon Yavnai, piano
 Aldo Mazza, Artistic Director

"The Amazing "Short-Cut" Speed Secrets Of A Tall, Frustrated, Geeky Drummer From Ohio, Who Was Forced To Triple His Double Bass Skills Overnight"

Struggling with my bass drum playing really sucks – I should know, because for years I had horrible feet. My dream was to generate **machine gun** like speed & precision with my feet like Virgil Donati, but...



I'm 6'2" And Uncoordinated

After 11 years of playing I really didn't know if it was me or just my kick-pedals BUT as luck would have it, I saw an ad in *Modern Drummer* that was giving away a FREE 45-minute audio cassette that would supposedly reveal the **pro's inside secrets** to playing your feet exactly like your hands at any speed you desire. At first I thought it was a scam, but I was desperate. So I called, and a few days later the tape was in my mailbox.

I Was Blown Away

This audiotape actually showed me a "legitimate," simple way to finally dominate my bass drum playing, along with...

- **7 Exercises to jack up your speed AND the 3 "key" adjustments to a pedal that are crucial, but ignored by nearly every drummer. Your pedals will smoke.**
- How a 3-week beginner drummer from Boston set the world's fastest feet record
- **The real inside secrets to speed & coordination that pros keep hidden from you**
- An amazing Russian breakthrough that will double your speed the easy way
- **How one guy "broke the code" on double bass drumming. Just learning this will make you a nightmare among other drummers... AND more.**

Finally, you can quickly become the kind of mega-skilled drummer that gigging bands compete to hire and crowds scream for... **How do I know?** I'm now getting paid to play 4 nights a week with a band here in Cleveland, that hired me because I tripled my double bass skills. *I love the attention that I get from the fans.*

Free 45-Minute Tape Can Change Your Double Bass Playing Forever!

Call for this FREE audiocassette while it's fresh in your mind. It's normally \$10, but free for a very limited time to the first 300 *Modern Drummer* readers who call and listen to this **free recorded message 24hours/7days**. So call now **1-888-272-8467** and ask for **package SE8**.



Shannon Lawson's
Lee Kelley

Carolyn Dawn Johnson's
Jeff Marino

NASHVILLE

Taye Drum Country

Lee and Jeff are two of the hot young drummers who are part of Nashville's new country sound. When they are not on the road playing hundreds of concerts per year, they are in constant demand for recording sessions.



TAYE Drum Company
DEDICATED TO MAKING BETTER DRUMS.

4881 Chino Avenue, Chino, California 91710 USA
T : 909.628.9589 F : 909.628.1799 email : info@TAYE.com

www.taye.com

Todd Sucherman

drums, along with the hardware that went with them. So the thought of taking any of those drums on the road was scary, especially if I needed parts.

I had established a relationship with Ayotte, because I had a couple of their snare drums and the people there were very dependable to work with in terms of support. Then, shortly after I signed on, the people that I knew at the company left and Ayotte became an Internet-only business. I knew my support would suffer with this new arrangement.

Around then Pearl came out with their Masterworks series, and I was *blown away* by the sound of those drums. Then Pearl offered a kit with African bubinga shells, which is my all-time favorite wood. Pearl also allowed me to custom-design the shells with a combination of different woods. So I had them build my shells with two plies of African mahogany on the inside, four plies of maple in the center, and two outer plies of African bubinga, which is also the finish of the shells. The hardware is all plated in 24K gold. And I really like the opti-mount hardware that Pearl offers. The drums are totally resonant.

MD: And what about cymbals?

Todd: I love the sound of Sabian cymbals, and the company has always been supportive of me. I have a hybrid setup of various cymbals. They made me a custom 22" AAXtreme China cymbal that is unbelievably loud and nasty. I also like the Chester Thompson Precision ride. It's got the characteristics of an old ping ride with a little more soul.

MD: I noticed that you alternate between traditional and matched grip when you play. How do you decide which grip to use?

Todd: Some things just feel better playing one way or the other. It's a subconscious decision that just happens. For the more technical things or ghost-note-type grooves, traditional feels better because that's the way I was taught. For simple, bombastic grooves, or for ballads, I enjoy playing matched grip.

I remember reading an interview with Tony Williams in *Modern Drummer* where he was asked about switching grips, and he said that going from one grip to another was like a whole other universe, so why not learn both? For me, switching the grip instantly changes the way I approach the kit.

Traditional grip can take a toll on the hand

when you're playing hard. I remember seeing Stewart Copeland playing with his hand taped up with duct tape, which is what led me to discover 3M Active Strips. They're essentially 3M's version of Band-aids, in a one-inch size, but they stay on your skin when you sweat and they add a nice gripped feeling to the stick. They're flesh colored, so they don't look like colored tape or gloves.

As for sticks, I've started using Vater maple 5Bs, and they feel great. It's a larger stick than what I normally use, but it's lighter in weight because of the maple. I just can't play a hickory 5B anymore because they feel too heavy.

I'm thirty-four, I've been playing drums for thirty-two years, and I can feel that I'm not twenty anymore. As I've gotten older, my seat height has come up a little, some of the cymbals have come down a little, and my snare drum is starting to tilt away from me, like the old-school Buddy Rich style. It's funny because I always thought of that style of snare placement as being such a square thing. But that's life, and you do what you have to do to keep working. Hey, I want to be playing when I'm an *old* man.



**It's like the Battle of the Bands.
Only they have rifles.**

If you're looking for the real competition, take a look at the people that spend hours a day practicing to just to be considered the Best Drummers in the World. To check out a DCI competition in a city near you, just visit www.dci.org or call 800-495-7469. Who knows, you may just learn a few things that you can try at your own little battles.

REGIONAL COMPETITIONS

| | |
|--------------------------------|----------------------------------|
| Louisville, KY June 21 | Murfreesboro, TN July 25 |
| Bloomington/Normal, IL June 25 | Indianapolis, IN July 26 |
| DeKalb, IL July 11 & 12 | Allentown, PA August 1 & 2 |
| San Antonio, TX July 19 | Orlando, FL DCI Finals Aug 5 - 9 |

pro.mark  **MODERN DRUMMER**

Call 1.800.495.7469 or 1.630.628.7888 or visit www.dci.org

© 2003 Pro-Mark Corporation.



Musician's Friend

The World's Largest Music Gear Company

Musician's Friend
Special Member
Same as Cash
Offers!
see details below**

Apply Today!

LUDWIG

Vistalite 5-Piece Bonham

Reissue Drum Set

446400† List \$4,495.00


Platinum Payments
\$87/mo

\$2899⁹⁹



Roto-X Cymbal Vault
544591† List \$124.95

\$74⁹⁹



DrumDial

Drum Tuner
442160 List \$99.95

\$59⁹⁹



Includes FREE Deluxe Bag!

Zildjian

Z Custom Crash Pack
444485 List \$517.00

\$319⁹⁹

Platinum Payments
\$15/mo


Pearl



Chad Smith 5"x14" Signature Snare
448685 List \$339.00

\$219⁹⁹

Platinum Payments
\$15/mo



John Bonham -
A Thunder of Drums
900888

\$19⁹⁵

John Bonham
A THUNDER OF DRUMS
Chris Welch and Geoff Nicholls



VIC FIRTH

Premium Hickory Drumsticks
449446 List \$62.50

5 Pack! \$29⁹⁹



For Your **FREE** One-Year Catalog Subscription
Call **800-391-8751** or Click **musiciansfriend.com/free**
Check out our **FREE** weekly gear giveaways worth up to \$2,500 @ **musiciansfriend.com/free**

**Charge your purchase for \$499 or more using your Musician's Friend Platinum Card and take up to 12 months to pay. Or take up to 3 months to pay on purchases of \$199 and up. Either way, just make the minimum payments and pay off the balance within the period of your choice. Otherwise normal interest applies retroactively.

Look for the minimum monthly payment on qualifying products.

Platinum Payments
\$15/mo

- Order 24/7
- 45-Day Best Price Guarantee
- 45-Day Satisfaction Guarantee
- Rapid Delivery, Most Orders Shipped the Same Day*

Limited to stock on hand; prices subject to change; standard catalog shipping rates apply. *On orders received by 5PM ET Mon.-Fri. †Additional delivery charges apply due to size and weight.

To get your **FREE** Catalog subscription, fill out this handy coupon and mail to: Musician's Friend, Dept. CR, P.O. Box 1117, Draper, UT 84020

Name _____

Address _____

City _____ State _____ Zip Code _____

E-mail address _____

Area(s) of interest: Guitar & Bass Drums & Percussion Keyboard DJ & Remix
 Brass Woodwind Orchestral Strings Concert & Marching Percussion

SOURCE CODE: DRCJ

Forty-two-year-old Tim Fee of South Amboy, New Jersey has been playing drums since his early teens. Influenced by the progressive drummers of the '70s—Bill Bruford with Yes, Carl Palmer with ELP—his personal style tends to focus on off-beat and odd-time playing.

Tim played with cover bands throughout the 1970s and '80s, then took a break until the late '90s. That's when he uncovered the '70s-era Ludwig kit (identical to Carl Palmer's) that his parents had given him when they realized he was serious about drumming. Re-inspired, he got serious again, attending clinics and watching educational videos to get his skills back in shape.

Today, Tim plays in a classic-rock band called the Rockdaddys (www.rockdaddys.com). The group plays the New Jersey club circuit, along with benefit shows and fundraisers. Tim has also become a drum collector and restorer, with a collection that includes a variety of snare drums and a vintage four-piece Slingerland kit. He also owns two 1960s Rogers kits, one of which he uses for small club gigs. Tim's primary set is a DW kit with Paiste cymbals.

Tim Fee



Michael Waldrop

Michael is unusual in that he splits his musical focus between the classical and jazz worlds. On one hand, he's principal percussionist with the Grand Junction Symphony; on the other, he's the founder and director of the Western Colorado Jazz Orchestra. He's also an artist/clinician for Yamaha on classical marimba, and he leads his own jazz trio, for which he composes and plays drumset.

In addition to Michael's solo and orchestral classical performances on marimba, he has appeared on drums with such artists as Eliane Elias, Randy Brecker, Della Reese, Frank Gambale, and David Friedman. His latest trio CD, *Triangularity* (mwaldrop@mesastate.edu) blends contemporary jazz with classical and world music.

While growing up as a Detroit native who was transplanted from West Virginia, Jackson Baugh was exposed to everything from rock, Motown, and ethnic music to the country music of his heritage. From there, his musical studies led him to add classical and jazz to the mix.

Drum greats like Gene Krupa, Max Roach, and Louie Bellson helped fuel Jackson's early interest in drums. Simon Phillips, Steve Gadd, Chester Thompson, Steve Smith, and Neil Peart were influential in his formative years. But the drummer cites Jeff Porcaro as his strongest influence, owing to Jeff's ability to support any project while still expressing his own musicality.

Jackson Baugh

Starting as a pre-teen drummer in a country-rock band with relatives, Jackson went on to play in many rock and jazz bands, and to do studio sessions. In the late 1980s he chose to focus on Christian music, reflecting his personal convictions. Up until last year he recorded and performed with popular Detroit-based Christian bands Rhev 21 and Times7. More recently he's played with vocal group Men Of Grace, Nashville recording artist Rhonda Hanson, and his own project, Kindred Nation.

Jackson plays a fifteen-piece Slingerland kit with Zildjian cymbals. He also carries an arsenal of Latin and Middle-Eastern hand drums and percussion instruments. This, he says, reflects his upbringing in a neighborhood of predominantly Middle Eastern neighbors, just a half-mile away from the rhythm of southwest Detroit's Latin community.



If you'd like to appear in *On The Move*, send us an audio or video cassette of your best work (preferably both solo and with a band) on three or four songs, along with a brief bio sketch and a high-quality color or black & white close-up photo. (Polaroids are not acceptable. Photos will not be paid for or credited.) The bio sketch should include your full name and age, along with your playing style(s), influences, current playing situation (band, recording project, freelance artist, etc.), how often and where you are playing, and what your goals are (recording artist, session player, local career player, etc.). Include any special items of interest pertaining to what you do and how you do it, and a list of the equipment you use regularly. Send your material to *On The Move*, Modern Drummer Publications, 12 Old Bridge Road, Cedar Grove, NJ 07009. Material **cannot** be returned, so please **do not** send original tapes or photos.



The Premier Series

— Hand crafted in England —



One of the few truly hand-made drum ranges remaining in the world today, the new Premier Series unites the very best of the past with a vision of the future and represents over 8 decades of drum-making experience combined with the latest design innovations.

Our most advanced shells ever feature the warm, punchy tone of premium American Maple, the round, bright sound of Birch, or "Gen-X" our signature Maple/Birch blend, creating the individual kit you need for the signature sound you desire. A slightly undersized shell diameter combined with

unique precision cut bearing edges generates an incredible drum sound with enhanced resonance and a truer tone.

Brand new tension casings boasting individual style and sleek new insulated die-cast claw hooks create a bold new look. An innovative variation of the classic ISO mounting system enables a more versatile set-up and tom brackets are newly engineered with hide-away memory lock. From cool wraps to classic lacquers and satins, to our legendary high gloss sparkles, there are 29 finishes to choose from. Premier Series...the new standard in contemporary drum design.




Getting Better All The Time

Sonor Force 3003 Upgrade And New Djembe



Sonor's Force 3003 drum-kit has been upgraded with the introduction of White Sparkle and Black Sparkle lacquer finishes. The drums come fully equipped with the new Sonor T.A.R. (Total Acoustic Resonance) system, and the bass drums have an extended depth of 17½" for a fatter sound. Three configurations are available, all with 400 Series hardware. Add-on drums are also available. Prices range from \$1,329 to \$1,349, depending on configuration.

On the percussion side, Sonor has added a 13" djembe to their range of traditional instruments. The familiar Sonor logo design is incorporated into the design of the tuning system. The drum features a goatskin head for an authentic sound, along with a two-color bird design for a distinctive look. Retail price is \$449. (804) 515-1900, www.hohnerusa.com.



Get Down With Your Bad PC

BAFO Technologies Soul Drum

BAFO Technologies modestly states that its Soul Drum is "the first full-featured electronic drumset to retail for less than \$300, and the world's first such set to be USB PC-based." The unit is said to generate "a full spectrum of realistic, professional, studio-quality percussion sounds."

The Soul Drum makes its music when connected to a USB port of a PC with a sound card and speakers. It has 140 sampled sounds and can reproduce all contemporary styles. Digital sampling technology is used for optimal sound. It also comes with a video CD that teaches you how to play, along with a Drumbeat game (similar to karaoke) by which you can play along to the tune of your favorite artists. The set is choke-capable for playing crash and ride sounds.


With the addition of headphones, players can use the Soul Drum in dorms, apartments, homes, and offices—and not disturb a soul. It is claimed to be sturdy enough for use in garage bands, music education, and serious musicmaking.

The standard Soul Drum kit comes with one hi-hat pad, four standard percussion pads, one kick pad, an SV-BOX audio host, a full-size drum stand, a pair of drumsticks, a CD with teaching software, a CD with music and drum scores, the Drumbeat Game, sound and USB cables, and documentation. Retail price is \$299. An accessory kit that includes an additional pad and pedal is \$49. (732) 572-3338, www.BAFO.com.



Turn The Beat Around

Warner Bros. Publications Peter Magadini Polyrhythms Book/CD



Peter Magadini's *Polyrhythms For The Drumset* book/CD package is an extensive step-by-step method on the application of polyrhythms to the drumset. It helps the player expand drum solos and fills by incorporating polyrhythms into basic time. The book also lends to extending rhythmic comprehension while the drummer is improvising. The package is priced at \$21.95. (800) 327-7643, www.warnerbrospublications.com.

Palm Pilot? Ha!

MadWaves MadPlayer



The MadPlayer is the world's first interactive digital beat and music composer and hand-held studio. The multi-functional, portable music player/recorder is based on MadWaves' Generative Music Technology, which generates copyright-free music that users can play with,



change, listen to, and share with others.

MadPlayer can play music in styles including jungle, ragga, house, techno, rap, hip-hop, trance, and R&B. In addition, users can visit www.madplayer.com and download new styles using MadWare (the company's own software, which is also downloadable from the site).

MadPlayer lets the user compose/create music automatically (using buttons and a joystick), add and use samples of any sound, plug into any sound system or listen with the included headphones, create playlists, mix songs, do voiceovers, exchange and share songs instantly, download popular music, record and then change or distort vocals or other sounds—and even listen to FM radio.

MadPlayer saves a typical MadSong in one thousandth of the space an MP3 demands, using a 32-megabyte SmartMedia card that comes with the unit. In addition, the unit supports MP3, WMA, MIDI, WAV, and MIDI Karaoke files. Retail price is as low as \$199. (845) 876-6330, www.madwaves.com.

Martial Arts Instrument Grover Pro Percussion Orchestral Field Drum

Grover Pro Percussion's 14x14 Orchestral Field Drum is designed to provide all the power and sensitivity needed for orchestral and concert work. According to the company, the drum "has a powerful roar, and a whisper that's smooth as silk." The drum is equipped with tube lugs and Grover's own Silver Wire/Bronze Cable combo snares and piston strainer. It's priced at \$980. (781) 935-6200. www.grover.com.



So You Wanna Be A Producer? MAGIX Music Maker 2004 Deluxe Software



Music Maker 2004 Deluxe from MAGIX is 96-track music software that enables users of any skill level to create their own music, soundtracks, and music videos. The software features pre-recorded sound loops for any style from hip-hop to classical, along with effects, editing, and mixing & mastering equipment to create an expert-sounding composition. An integrated video controller makes it easy to add video clips, apply effects, or make beat-controlled visualizations for images that move in time with the rhythm of the music.

Features include click & drag object looping, thirty-two-bit floating-point processing, fifteen real-time effects, time-stretching, a master guitar synth, a tube amp simulator, the ability to add new sounds in real-time while the last arrangement is playing back, and over 5,000 content files (sounds, video clips, and templates). The software sells for \$59.99. (661) 299-2361, www.magix.com.

Tiptoe Through The... Head Drums Tulipwood Snare

Head Custom Drums offers a 5½x14 Tulipwood snare drum, with vintage tube lugs and 2.3-mm hoops. Tulipwood is a member of the rosewood family and has nearly identical tonal quality to the Brazilian rosewood that is highly prized in the manufacture of acoustic guitars. It's a tropical hardwood only available in small boards, due to the fact that the trees are typically small. The Tulipwood snare is said to produce "a very bright sound across a wide tuning range, with a rich midrange fullness."

Head Drums' stave-shell construction process uses small boards cut to very precise tolerances in order to create a solid wood shell that resonates and sustains better than standard plywood shells do. Sixteen varieties of wood are currently available, each selected for its unique musical and visual qualities. Head Drums will offer a limited production of Tulipwood (along with Brazilian Rosewood and Ebony) snares with a variety of options available, starting at \$800. (303) 986-5207, www.headdrums.com.



MULTIPLE CHOICE.

PACIFIC HARDWARE = QUALITY + SELECTION + VALUE



PDP 900 Series Hardware (from left to right): TS990 Double Tom, DT900R Throne, HH920 Hi-Hat, TS999 Single Tom/Cymbal, and SS900 Snare Drum, CB900 Straight/Boom Cymbal stands.

Pacific Drum Hardware is the favorite of so many players because it offers the pro-style features, strength, options and reliability they demand at a price they can easily afford. Check out the full range of Pacific 700, 800 and 900 Series Hardware at your local drum shop today. Hey, isn't that what Choice is all about?

Andy Mendoza plays Pacific and DW Drums.



www.pacificdrums.com

ANDY MENDOZA
OZOMATLI

The MD Library Proudly Presents:

Inside Out

Exploring The Mental Aspects Of Drumming

By Billy Ward

It's finally here, the book that *Modern Drummer* readers have been begging for!

Master drummer **Billy Ward** (Joan Osborne, session great) has become one of the most popular columnists in *MD* history. Totally honest and revealing, Ward's articles have touched and inspired drummers the world over. With over twenty years of pro-level experience to draw from, Billy has offered a ton of valuable, real-world pointers and advice to *MD* readers.

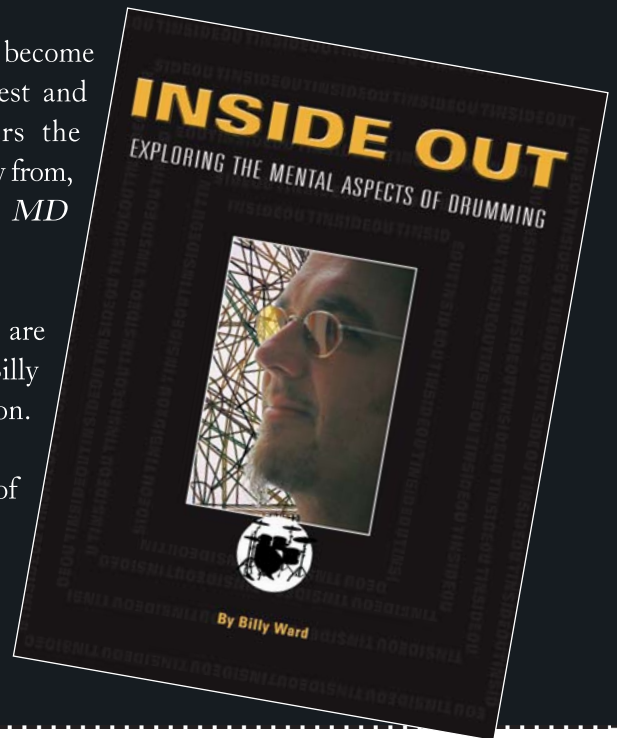
Now with *Inside Out*, many of Ward's most compelling articles are available from one source. Making the book even more valuable, Billy has written several new pieces, exclusively for this special publication.

Inside Out is sure to benefit your playing in many ways. Just a few of the topics Billy Ward covers include:

- **How Do You Get Gigs?**
- **Learning To Groove**
- **Effective Practicing**
- **So You Want To Be A Session Drummer?**
- **Musical Drumming**
- **Auditioning Tips**
- **Playing With Passion**
- **Improving Your Mechanics**
- **Exploring Sound Ideas**
- **PLUS An In-Depth Look At Hi-Hat Technique**

Also included is a full explanation of Ward's Quickie Chart System, his innovative way of notating music quickly and efficiently.

Destined to become a classic, *Inside Out* covers the mental aspects of drumming like no other publication on the market.



| | | | | | | | |
|--|-----------------------|-------------------------------|---|-----------------------|---------------------------|-------------------------------|----------------------------|
| Name (please print) | | | | | | | |
| Address | | | | | | | |
| City | | State | Zip | | | | |
| <input type="checkbox"/> Payment Enclosed | Charge: | <input type="checkbox"/> Visa | <input type="checkbox"/> MC <input type="checkbox"/> Discover <input type="checkbox"/> AmEx | | | | |
| Card # | | Exp Date | | | | | |
| Signature | | | | | | | |
| MAKE CHECK PAYABLE AND MAIL TO: | | | | | | | |
| MUSIC DISPATCH, PO Box 13920, MILWAUKEE, WI 53213 | | | | | | | |
| • ALL CHECKS OR MONEY ORDERS PAYABLE IN US FUNDS ONLY (NO CASH) • | | | | | | | |
| Quantity | Book | Price | Total | | | | |
| | Inside Out (06620076) | \$12.95 | | | | | |
| SHIPPING AND HANDLING CHARGES (See box below) | | | | | | | |
| Minnesota and Wisconsin residents add appropriate sales tax. | | | TAX | | | | |
| GRAND TOTAL | | | | | | | |
| <table border="1"> <tr><td>SHIPPING AND HANDLING</td></tr> <tr><td>up to \$25.99: add \$4.50</td></tr> <tr><td>\$26.00 - \$40.99: add \$5.50</td></tr> <tr><td>\$41.00 and up: add \$6.50</td></tr> </table> | | | | SHIPPING AND HANDLING | up to \$25.99: add \$4.50 | \$26.00 - \$40.99: add \$5.50 | \$41.00 and up: add \$6.50 |
| SHIPPING AND HANDLING | | | | | | | |
| up to \$25.99: add \$4.50 | | | | | | | |
| \$26.00 - \$40.99: add \$5.50 | | | | | | | |
| \$41.00 and up: add \$6.50 | | | | | | | |
| MOD25 | | | | | | | |

Order your copy today!

1-800-637-2852

Lars Ulrich-Metallica

Mic Fleetwood-Fleetwood Mac

Tico Torres-Bon Jovi

TEN YEARS AHEAD OF OUR TIME

Matt "Spug" McDonough-Mudvayne

Joey#1-Slipknot

*Ahead's Tenth
Anniversary
1992 - 2002*

Tommy Lee-Solo Artist

Rick Allen-Def Leppard

Phil Rudd-AC/DC

AHEAD

Evans Products

Pushing The Envelope In Percussion Accessories

by Rick Van Horn



At J. D'Addario & Co.'s Farmingdale, New York headquarters, you can sense a “hum” in the air. It’s partly the hum of manufacturing machinery. But it’s also the hum of activity, energy, and excitement. This is a company dedicated to forward motion in every aspect of its operation.

The focus of this story is on only one of D'Addario's product lines: Evans drumheads and accessories. (The company is also the world's largest manufacturer of musical instrument strings and other accessories.) So before we examine today's D'Addario/Evans operation, a little history is in order.

From The Beginning

In 1956, a drummer named Marion “Chick” Evans tacked some plastic film onto the wooden hoops normally used for calfskin drumheads—and invented the first synthetic heads. Chick quickly switched to plastic hoops, then started visiting drumshops—where he demo-ed his heads by playing on them after pouring a pitcher of water over them. In 1958 Chick formed a partnership with Bob Beals, an engineer

in Dodge City, Kansas. The two launched Evans Manufacturing, offering the Evans All-Weather drumhead. Chick soon retired, and Bob directed the company for the next several decades.

Over the years, Evans developed some significant drumhead advancements. In 1968 they introduced the first clear heads. In the '70s, oil-filled Hydraulic heads—the industry's first two-ply models—helped define the “studio sound” of that era. In the '80s it was the Uno 58 line, an all-purpose series of sensitive heads. In the 1990s, Bob Beals and drum researcher/designer Bob Gatzon developed the EQ bass drum system, the first heads to include internal rings for the control of overtones. Many of these principles were later applied to the Genera line of tom and snare heads.

By the time Bob Beals decided to retire in 1995, Evans enjoyed a reputation for technical innovation and musicality. That reputation appealed to Jim and John D'Addario, owners of J. D'Addario & Co. Jim took a trip to Dodge City, and realized immediately that drumheads would dovetail perfectly with their existing accessory

lines. D'Addario purchased Evans in September of 1995. After one more year in Dodge City, manufacturing was relocated to Farmingdale. From that point on, the D'Addario/Evans operation has been one of constant innovation in terms of products, manufacturing, and promotion.

Past The Problems

Getting Evans to where it is today was not easy for D'Addario. First they had to move the factory operation some 2,000 miles. Then they had to evaluate each and every manufacturing process, to determine whether they should keep it, improve on it, or completely redesign it. Certain elements of Evans' head-making were intrinsic to the nature of the product. Others were problematic, and had to be reworked from scratch.

An obstacle also existed in the marketplace. Some of the “problematic” manufacturing processes in the Dodge City operation had resulted in a lot of inconsistent drumheads. This, in turn, had generated a “bad rap” against the Evans brand among some drummers. These difficulties had to be

Examining Evans

Here's an overview of the Evans line of drumheads and accessories.

DRUMSET HEADS

Genera G1 Tom And Snare Heads

Genera G1 drumheads are 10-mil, single-ply drumheads that come in coated or clear versions, and can be used in a variety of playing situations. G1s are said to have "a warm spectrum of overtones that give them a full, rich, open sound."



Genera G2 Tom And Snare Heads

Genera G2 clear and coated two-ply drumheads are manufactured using processes said to form the heads without disturbing the molecular structure of the film, thus ensuring a live-sounding head every time. The heads are designed to produce a powerful, fat, focused attack and full, controlled sustain. The coated versions are said to provide added articulation for high-volume playing situations.

Hydraulic Tom Heads

Hydraulic heads have a layer of oil between their two plies to create the "fat, wet sound" that was popular in the 1970s. The oil acts as a natural muffler to decrease sustain and increase attack without affecting the feel of the head. They are best suited for rock, and are available in Glass, Black, and Blue versions.



J1 Etched Tom And Snare Heads

Single-ply, 10-mil J1 heads have an etched finish that combines the sustain and articulation of an uncoated head with the warmth of a traditional coating and increases the sensitivity of the head for brush work. The result is a synthetic head said to be "closer to traditional calf than any other head."



Resonant Heads

Evans' Resonant heads are designed to complement the sound of tom-tom batter heads. Depending on the chosen model (and the batter head they're combined with), they give the tom-toms more articulation or more sustain, and make them sound brighter or darker.

SNARE BATTER HEADS

Genera Snare Batter

Genera series snare batters offer features like dry vents and overtone control rings for a range of sounds. The single-ply Genera Snare has a muffling ring for excellent stick definition, controlled sustain, and good snare response. The Genera Dry offers dry vents that let air escape from the shell for less ring and enhanced snare response. The Genera HD (heavy duty) two-ply creates a punchy, defined sound, with an internal muffle ring. The Genera HD Dry model adds dry vents.



Power Center and Power Center Reverse Dot

These single-ply models feature a Power Center Dot. The dot—with special perforated design—adds durability and focus where the stick falls most, but allows the overtones to "sing" around the rim. The Reverse Dot version puts the dot on the underside of the head.

SNARE-SIDE HEADS

Snare-side heads range in thickness and finish to offer a variety of tonal enhancements and volume capabilities for snare-drum use. The series includes Genera 200 (2-mil), 300 (3-mil), and 500 (5-mil) models.

SPECIALTY BASS DRUM HEADS AND ACCESSORIES

In addition to bass drum batters from the Genera and Hydraulic series, and bass drum Resonant heads, Evans offers the following heads specifically for bass drum applications.

EQ Bass Heads

The EQ bass system offers a selection of single- and double-ply heads with features like internal overtone control rings, removable muffling rings, and dry vents. The system also includes specially designed front heads and accessories.

Single-ply EQ1 batters are designed to produce a solid attack and a full sound. Two-ply EQ2 batters produce a lower fundamental pitch and are more durable. EQ3 batters are designed to create a fat sound with great low end.

EQ1 Resonant (front) heads feature an internal muffle ring to eliminate unwanted overtones, as well as dry vents that allow air to escape for improved attack. EQ2 resonant heads have a slotted "attack grill" and dry vents that allow more air to escape for increased attack. EQ3 Resonants have a 5" vent hole, giving the bass drum enhanced attack and punch. The hole also provides access for drum miking.

EMAD System

The EMAD (Externally Mounted Adjustable Damping) System allows drummers to tailor degrees of muffling and attack without having to remove the single-ply, clear, 10-



mil bass drum batter. The system includes 3/4"- and 1 1/2"-wide interchangeable foam damping rings that are held in a channel on the outside of the head. The rings can be installed, switched, or removed to fine-tune muffling (as well as pedal response). The EMAD is said to maximize natural attack characteristics, and to offer tremendous dynamic range, even at low volume levels.



EQ And RGS Pads

EQ and RGS pads are internally-mounted muffling devices that offer a wide range of positions and settings that discretely manipulate attack, sustain, and low end. The RGS (Resonance Gate System) adds a small hinged pad and an adjustable plastic gate for more specific control without obstructing the air column and diminishing low end.

TRI-CENTER CONGA AND BONGO HEADS

Tri-Centers are synthetic heads said to play like the finest animal hide, project over a salsa band mambo chorus, and retain their tuning under diverse weather conditions. The conga heads are designed with a clean tuck around the hoop to prevent rippling, a curve that conforms to the bearing edges of most congas, an etched surface for a natural feel, and a sound-control dot in the center. Bongo heads are laser-cut for precision, and are said to project well in the highest and lowest frequencies while feeling comfortable to the hands.



MARCHING HEADS AND ACCESSORIES

MX1 Bass Head

These 10-mil single-ply smooth white heads offer a unique damping system for enhanced articulation and tonal purity. A 6.5-mil internal overtone control ring holds in place up to eight felt damping inserts that can be configured to customize the level of muffling and articulation.



MX Gold Standard Snare Batter Head

This head features an Aramid Fiber/polyester lamination process. It delivers high durability and resistance to delamination, yet promotes a softer, more traditional snare drum feel, with superior tone.



Staccato Disk

The Staccato Disk is a flat circle of Retro Screen mesh fitted to a snare drum's snare-side head. While eliminating unwanted overtones and snare buzz, it maintains projection. This is particularly viable in indoor marching competitions.



X-Treme Patch

The X-Treme Patch provides what Evans calls "zones of expression" out of a single drumhead. A black polycarbonate patch adheres to the head, effectively dividing it into distinct playing areas, offering different feels and sound.

ORCHESTRAL HEADS

Orchestral snare drum heads are designed to provide distinct options for orchestral use and to produce the desired range of timbres, from open and airy to focused and staccato.

Evans' synthetic timpani heads are said to produce a focused complement of harmonics that travel past the first few rows of the concert hall. They're crafted to sustain consistently from pp to ff with soft mallets or hard, and to tune up right out of the box.

Also available are Strata concert bass drum heads.

ACCESSORIES

Min-EMAD

The Min-EMAD consists of an nonobtrusive fabric "bridge" that links the vibrating surface of a drum's head with the relatively inert counterhoop. It removes overtones by resisting the motion of the head, while retaining the desired attack, tone, and feel.



Drumkeys

Evans has raised the status of the drumkey from that of lowly (if essential) pocket tool to that of high-tech accessory. The company offers several models, with features like magnetic heads, folding shafts, torque adjustments, keychain attachments, and ultra-efficient ergonomic handle designs. Each key is guaranteed for life.



Other Accessories

Other accessories include E-Rings for on-head overtone control, AF Patches and EQ Bass Drum Patches, and a wide variety of wearables and logo merchandise.



D'Addario & Co. president Jim D'Addario



Marketing director (MI Division) John Roderick



Evans brand manager Mike Robinson

addressed by D'Addario before they could seriously promote the Evans line. So from the purchase date of 1995 until about 1999, a lot of time, energy, creativity, and money was spent in an effort to bring the head-making operation to a state-of-the-art level.

Once that goal had been successfully accomplished, the company immediately turned its energies toward developing new and innovative products. In recent months, Evans has launched dozens of drummer-friendly products, including the EMAD bass drum head system, the J1 etched head for toms and snare drums, and a whole series of high-tech drumkeys. They've also made serious inroads into the Latin, marching, and orchestral percussion markets.

The Evans brand line has been gaining recognition and credibility with the help of an ever-increasing roster of significant artist endorsers. Industry favorites like Carter Beauford, Peter Erskine, Dennis Chambers, Horacio Hernandez, Bill Bruford, Billy Ward, and Zoro have been joined by hard rock and pop heavyweights like Danny Carey, John Dolmayan, Mike Wengren, and John Blackwell. Latin percussionists include Giovanni Hidalgo, Alex Acuña, Peter Michael Escovedo, Richie Flores, Doc Gibbs, and Kalani. Tad Carpenter, Thom Hannum, James Campbell, and Ralph Hardimon are among those involved with marching-head development, while orchestral artists include respected names like Tim Adams and Tom Freer.

So it is that the D'Addario/Evans operation stands poised to follow up on the momentum they've generated since 1995, fulfilling the tenets of the Evans slogan:

“The First. The Finest. The Future.”

New And Expanded

“New product development” is not a theoretical term at D'Addario/Evans. It's a way of life. John Roderick, D'Addario's director of marketing, MI division, says, “We've broadened the line tremendously since *Modern Drummer's* last visit in 1998. At that time we were a *drumset* head company; today we're a *drumhead* company. We've spent a lot of time identifying areas where we think the market needed a product that offered better quality, or more options, or improved innovations. This is an ongoing process that we're committed to. And I think that commitment has impacted on all drumhead brands. I think we've raised the bar so that *any* drumhead—I don't care whose it is—is better today than it was five years ago.”

Much of Evans' passion for product development is the result of D'Addario president Jim D'Addario's background in—and love of—engineering and innovation. Says Jim, “That's the fun part for me. There are some really cool things going on here. And they're not the sort of things you immediately see when you open a drumhead box. There's a lot going on to make the stuff more consistent, including different film choices, and different ways we handle every single process.”

Ideas for new products come from a variety of sources, including in-house designers, as well as advisors like drum guru Bob Gatzon. In addition, a lot of input comes from drummers themselves. Evans brand manager Mike Robinson explains, “Interaction from consumers—in the form of market research, or through our online discussion forum called ‘DrumTalk’—pro-

vides critical feedback for current projects. It's also a wellspring for new ideas.”

Jim D'Addario adds, “We also have our musicians' advisory board, which we probably use more for Evans than for any of our other product lines. Developing our new coating several years ago involved Will Kennedy, Peter Erskine, Dennis Chambers, and Bill Bruford. If we don't have that feedback, we could be way off the mark. Our challenge is to take what they tell us in words and turn it into a drumhead product.”

Always Testing

Developing a product is one thing. Making sure that product is good enough to be successful in the marketplace is something else. To that end, D'Addario/Evans puts every new product through an extensive testing regimen. John Roderick explains, “We have a testing lab with an anechoic chamber and recording facilities, which we use to help us do in-depth evaluation of new products. Once we think a new product is good enough to show, we send samples to a small group of pros for their opinions. Some aren't even endorsers...they're just friends of the company that we know we can get good answers from. At the same time, we'll run the new product through rigorous quality-control tests designed to ensure proper performance in the field.”

A large part of developing a new product comes down to the quality of the raw materials and the manufacturing processes. Jim D'Addario comments, “There's always the matter of the physical nature of the material. What are the tolerances of the film? When we bought the Evans company, the toler-

the ultimate protection **HARDCASE**[®]

THE CASES FOR DRUMS, CYMBALS AND HARDWARE

The **new**
generation of
cases from
Hardcase now
come with...

- Identity disc allows your name, and bands name to be clearly shown, saves confusion at the gig.
- Amplifier type handle gives strong, reliable, comfortable, anti-twist carrying.

- Location ribs in body and lid give you secure stacking across all sizes.
- Special low profile rivet heads, double thickness foam pads and ribs in body and lid provide total internal protection to your drum head.
- Shorter webbing length prevents snaplock clips getting stepped on when you are setting up at the gig.
- Three point snaplocks for total security.
- Base of case is curved to protect snaplock and webbing, feet on body give extra stability.
- Cleverly designed vents aid ease of opening & closing of case.
- Wider and deeper base design gives you extra space for rim mounting lugs.
- High impact waterproof plastic material gives you an extremely strong case plus telescopic lids allow for different drums depths.

These cases
look so good
you won't
want to
take your
drums
out!



Manufactured in Great Britain by

HARDCASE International Ltd.

WEB SITE: www.hardcase.com

Distributed by



PHONE: (800) 35-MIDCO

or (800) 356-4326

WEB SITE: www.midcomusic.com

Distributed by



EAST COAST: (800) 446-6010

WEST COAST: (800) 637-0477

WEB SITE: www.hohnerusa.com

Drumhead Production

Evans' penchant for innovation begins with the machinery that makes their products—most of which is designed (and often fabricated) in the company's in-house engineering and machining departments. From there, high technology abounds throughout the drumhead-production process.

HOOPS

Hoops are created from flat aluminum strips that are shaped into a "D-channel," so named because it's shaped like a capital D with the top chopped off. The design features an edge that extends over the top of the glue when it's poured into the channel. This edge prevents the film from pulling out of the glued hoop.

Additional machines bend the channels into hoops from 6" to 40" in diameter. Finished hoops then have their ends soldered on an automatic soldering carousel. A series of heating stations on the carousel times the various operations for optimum bond and a perfectly smooth joint.

FILM

Circles of drumhead film are die-cut from large sheets, in an operation that's more involved than it looks. "Our two-ply heads are constructed in a very specific manner that guarantees superior performance in the field," says Evans brand manager Mike Robinson. "Our cutting operation allows us to repeat that construction consistently, from head to head.




"A two-ply head works much like recording with two microphones," Mike continues. "The sound waves from the source to the microphones have to be identical to ensure a good recorded sound. Similarly, both plies of a two-ply head need to vibrate 'in phase,' meaning in symmetry with each other. If the plies are out of phase, they'll slap against each other when the head is struck, canceling each other out and making the head sound dull. If you can get them to vibrate in phase, you'll get a lively sound, with maximum attack and solid fundamental frequency."

FORMING THE HEADS


Two-ply heads—including Genera G2s, bass drum heads with internal rings, and Hydraulic models—are created in two stages. A single piece of film is loaded onto a turntable jig, positioned by a set of pins. A vacuum operation sucks the film down, and a taping arm applies a layer of double-sided tape. Then the second ply is laid down, aligned properly to ensure a lively sound. Hydraulic heads are made in a similar operation. While the table is spinning, the taping arm is down to affix the plies, a metered amount of oil is deposited onto the first ply and spread evenly. Then it's covered with the second ply. Once that's formed and inserted into the hoop, it's a finished Hydraulic head.

A new, computerized drilling machine drills holes in the perimeter of each circle of film, to

help hold the glue. It can drill up to 1 1/2" of stacked film at a time—translating to more than one hundred heads. Meanwhile, a computer-guided laser cuts Afro-Cuban and timpani heads individually, because of their slightly odd shape and the thickness of the material.



The flat film disks are formed into collared drumheads using a patented LTF (low temperature forming) process. Mike Robinson explains, "Too much heat or pressure in the center of the head—where vibration is most important—changes the molecular structure of the film. The head comes out sounding kind of 'boardy.'" Jim D'Addario had the idea to run cold water through the top die of our press, so that during the forming process the head only receives heat and pressure at the outer edge, where the collar is being formed."




Evans' forming molds also include a series of pins and flutes that systematically take up the excess material that's created by bending a flat piece of film into a cup-shaped head. "If that material is left unorganized," says Mike, "the result is areas where the film is folded over, creating greater thickness at one point on the edge of the head. That, in turn, introduces unwanted harmonics that could make tuning difficult."

Assembling the formed film into the hoops involves Evans' high-tech gluing gantry. The formed film heads are inserted into the hoops on vacuum fixtures that are dead level with the heated pouring table. This eliminates the possibility of the collar being higher on one side than the other, which would cause an imbalance of tension from one side of the head to the other when mounted on a drum. Once vacuum is achieved, a robotic arm distributes the proper amount of glue for the size and model of the head.



TIMPANI AND MARCHING SNARE HEADS




The effect of collar deviation on a timpani head is even more dramatic. As Mike explains, "If the collar is a little higher on one side than another, the head won't tension evenly. There's no way you're going to get that head to sing in pitch when you put it on the timpani. And that's a problem that can't be fixed with a little duct tape. So we created collarless, pre-tensioned timpani heads that can be put on a drum, allowed to stretch out naturally, and tuned up evenly."

To construct their Gold Standard marching snare batters and MX 5 and MX 7 snare-side marching snare heads, Evans utilizes a hydraulic crimping machine designed and built by D'Addario's in-house engineering team. "Originally," says Mike, "the marching snare heads were crimped overseas. But within a short time after entering the marching market, we found that it would be necessary to build a new machine that could handle the head-punishing tensions typical of today's drum corps use. Our hydraulic machine uses oil pressure. It can get upwards of twenty times the pressure, creating twenty times the crimped holding strength that other heads can offer. That gives us a marching snare head that's virtually indestructible."

COATING AND ETCHING

Evans' coating process uses an environmentally friendly water-borne urethane. Heads are run through two spray booths in succession, allowing the first coating to dry as the head is moved to the second booth. "Our coating guns are essentially high-tech atomizers that create an incredibly fine mist," says Mike. "The heads spin as they pass under the guns, which results in a very even coating across the head. The coating also has a high degree of elasticity to it. Too stiff a coating will inhibit the vibration of the drumhead, and will also crack and flake off."

Not all "textured" heads are coated. The new J1 series features an etched surface treatment somewhat similar to sandblasting. Mike explains, "We blast very fine particles at the head at a high velocity. A spray coating limits the sustain of a head, and adds a little bit of focus by adding mass. Etching relaxes the film enough to provide the density and balance of a coated head, while keeping the attack and sustain of a clear head. And you get a brush surface that isn't as raspy as a coated head. It creates an almost velvety sound. And it can't wear off."



LOGOS AND QUALITY CONTROL

Evans' attention to detail applies even to how their logos are applied. "We use a special ink that bites into the coating or into the film itself," says Mike. "Once it's dry, our logo isn't ever coming off. You can't scuff it with a stick."

The same machine that stamps the logo also applies a bar-coded label to the side of the hoop. Mike explains, "On the rare occasion that a defect slips through our quality inspections—which are done at every production stage—that bar code allows us to trace the history of the head. We can figure out what went wrong, where it went wrong, and how to do it better the next time."



A World Of Drumming At Your Fingertips!

Current News And Upcoming Events In The World Of Drumming

Artist Updates And Online Exclusives

Selected Articles With Musical Examples And Audio

Web Exclusive Video Clips

Tune In To MD Radio

Hear Great Tracks Off Mp3 Downloads

New Record And Book Reviews

Win Exclusive Giveaways

Easy Ordering From Hundreds Of Drum Books

FREE Demo Of MD's 25-Year Digital Archive

Subscribe To MD And Get Free Gifts

Locate Articles On MD's Index Update

Order CDs, Videos, DVDs, MD Apparel, And Back Issues

Direct Links To Everyone In The Drum Industry

Modern Drummer magazine website home page. It features a navigation bar with links for Home, News, Reviews, Interviews, and more. The main content area includes a featured article by Brad Wilk, an artist update for Brad Wilk, and a section for the CD & DVD Archive. There are also promotional banners for 'What's Your Product?' and 'Festival 2003'.

Article titled 'ROCKSTARS SHANNIN LARKIN' by David John Farnelle. The article discusses Larkin's career, her album 'Larkin', and her performance style. It includes a photo of Larkin playing drums.

Shop MD Online section featuring two t-shirts. The first is a 'Ladies Rib Long-Sleeve Contrast Baseball Tee' priced at \$14.99. The second is a 'Short-Sleeve Tee' priced at \$14.99. Both items are described as 100% preshrunk heavyweight cotton.

Article titled 'Brad Wilk' by Richard Fortin. The article discusses Wilk's career with Audiotape and his solo work. It includes a photo of Wilk playing drums.

Evans

ances were all over the place—as they were with all the competitors at that time. When you go through the factory today, you'll see that we've nailed the tolerance issue pretty well. There's a lot of control on each step, so that forming is the same, gluing into the hoop is the same, and so on. Otherwise, a drummer might get a good head one day, a marginal head the next, and a really bad one the next."

Jim continues, "We've been able to develop new products by working with guys like Bob Gatzen, who really know the subtle differences between films. Sometimes it's as simple as looking for better or different films for what we're already making. We have a consultant on retainer just for materials research. He's helped us find different films, adhesives, and other raw materials that continually allow us to build a better mousetrap."

"From there," Jim adds, "it's a matter of fine-tuning the development to get the exact results that we're looking for. For example, we've spent most of the past two years developing what I think is the best crimping operation for a marching snare drum head ever created. We have a process that's so

heavy-duty that the heads just *don't* pull out, even under pressures of 130 lbs. We're also experimenting with some material that's stronger than Aramid Fiber, but thinner. You don't have to tension it as high to get the articulation. It's really exciting stuff. We've barely scratched the surface in that area."

On The Web

J. D'Addario is an industry leader in the use of Internet technology for marketing. Says John Roderick, "We're continuing to put a lot of investment into our Web and e-business effort. After launching Evans' current Web site only a little over a year ago, we're already well into a complete redesign that we think will set a new standard within the industry. It used to be that 90% of our approach to the consumer involved a hard-printed item. Now it's at least 30% Web-based. That includes informational videos, product demos, and artist testimonials about the company and the product lines."

Getting On The Drums

Besides their popularity as replacement

heads, Evans products are gaining ground as factory-installed heads on new drumkits. They're already used by several custom drum companies, like GMS, Spaun, MRP, Maryland Drum Co., and Smith. Evans heads also come standard on Tama Starclassic Maple and Starclassic Performer kits and select snare drums, Gretsch Renown kits and select snare drums, Ludwig Accent and Accent Custom kits and select snare drums, Zildjian 380th Anniversary snare drums, and Latin Percussion Giovanni Hidalgo Compact Congas. The company sees room for additional growth in the OEM area, but there are some obstacles.

"One of the hardest things to overcome," says Jim D'Addario, "is the situation where a drummer says, 'This is the head that was on my drum when I bought it, so this is the head I want.' The same thing happens with guitar strings, until a player becomes more educated. We've built an entire business out of telling people that we don't make guitars, we make strings, and this is why they should switch to those strings. We're trying to do the same thing with drum-heads."

John Roderick adds, "Our heads cost more than Asian-made heads for an entry-level or intermediate drumkit. But the companies who have taken on our heads have done so for the simple reason that the drums sound so much better with them."

Pursuing The Vision

J. D'Addario & Co. is in the process of developing a vision statement that reflects the company's ambition for the future. That vision is "To be 'the player's choice' in music accessories, by creating the most innovative and thought-out products for musicians in the world, and supporting those products with the highest product quality and customer service."

"Several aspects of the company help us to realize that vision," says Mike Robinson. "State-of-the-art manufacturing, high-tech distribution, and an intense focus on customer service all play major roles in our day-to-day business. They've also earned us an ISO 9001 certification for excellence in all areas of operation. That certification has, in turn, reaffirmed our determination to take all the departments within the entire organization to another level and make



MusiCares
For Music People

**Financial Assistance
and Addiction Recovery
Services for
Music People in
Medical, Financial or
Personal Crisis.**

CALL TOLL FREE FOR INFORMATION

**NORTHEAST
1 (877) 303-6962**

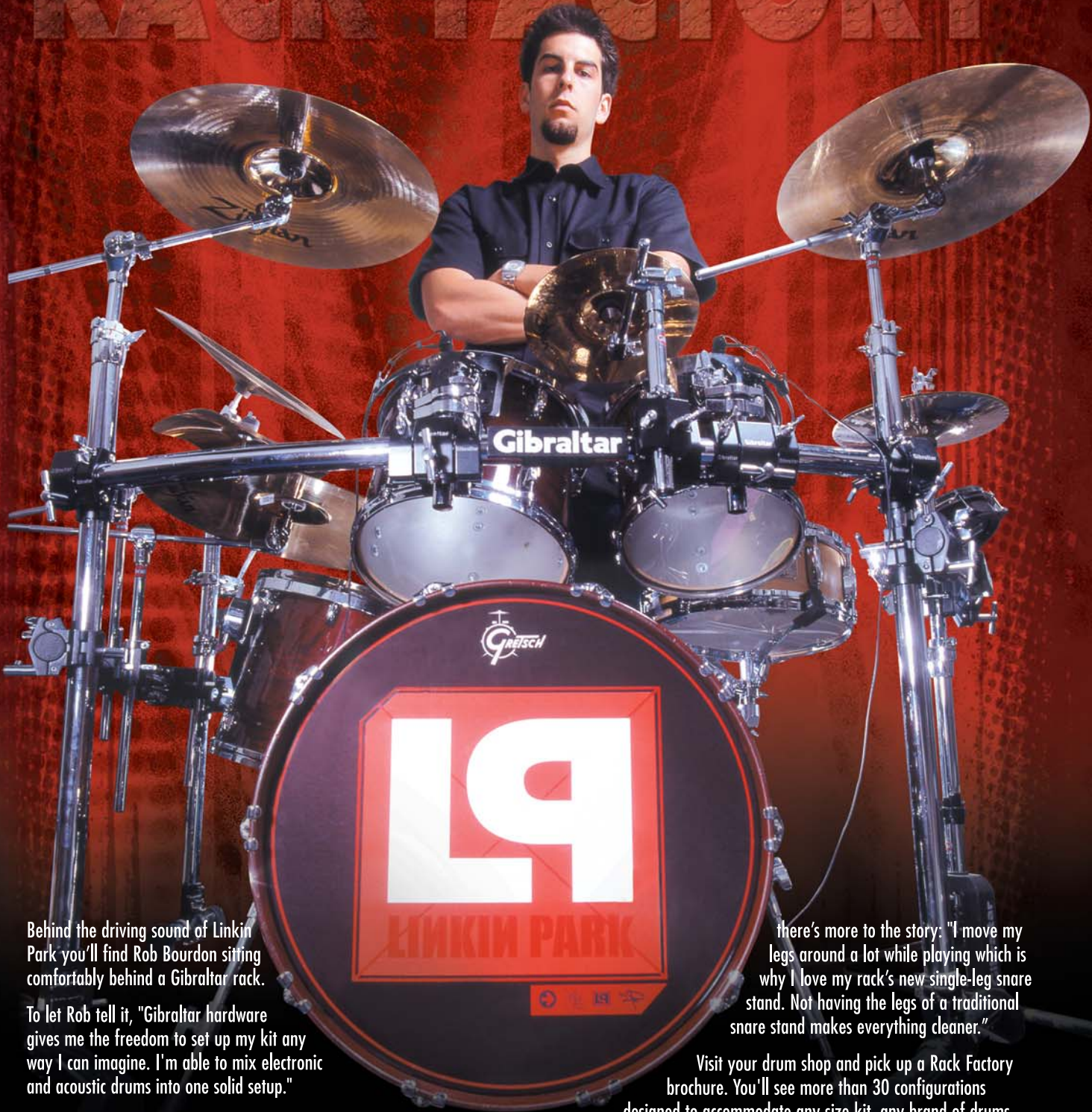
**CENTRAL
1 (877) 626-2748**

**WEST COAST
1 (800) 687-4227**

Please visit us at GRAMMY.com

Rob Bourdon. The driving force behind Linkin Park.

RACK FACTORY



Behind the driving sound of Linkin Park you'll find Rob Bourdon sitting comfortably behind a Gibraltar rack.

To let Rob tell it, "Gibraltar hardware gives me the freedom to set up my kit any way I can imagine. I'm able to mix electronic and acoustic drums into one solid setup."

Having gear that's securely positioned is of prime importance for a drummer who gigs all over the world. But

there's more to the story: "I move my legs around a lot while playing which is why I love my rack's new single-leg snare stand. Not having the legs of a traditional snare stand makes everything cleaner."

Visit your drum shop and pick up a Rack Factory brochure. You'll see more than 30 configurations designed to accommodate any size kit, any brand of drums. Only then will you experience real freedom behind the kit.




Check out Linkin Park's latest album "Metemora"
Visit Linkin Park on-line at: www.linkinpark.com



Kaman Music Corporation, P.O. Box 507, Bloomfield, CT 06002
Visit us On-Line at: www.GibraltarHardware.com

SPECIALTY PRODUCTS SHOWCASE



Practice Silently
(and jam as loud as you want)

Drumbalaya!
Specializing in electronic drum equipment

Visit the world's ONLY all e-drum store.

www.drumbalaya.com
1-866-881-9313

FEELGOOD PEDAL PLATES

ATTACHABLE LEVERAGE FOOTBOARDS FOR ALL PEDALS

IMAGINE THE FEEL

INCREASE LEVERAGE, COMFORT, & CONTROL... IN

860-774-5169 CHECK THIS OUT @
www.feelgoodpedalplates.com



Drum Doctors


World Class Drum Rentals
Since 1981

Check out our
New Website
www.drumdoctors.com



818.506.8123

NOW AVAILABLE On Video Cassette
A Truly Powerful and Entertaining Film For the Whole Family
A Must See For All Drummers!



From The Streets, To The Music Industry— It's None Stop Entertainment!

Jonathan Cross Delivers A Powerful Performance As An Actor... And A Drummer.

610-292-8278 This is what Great Entertainment Is All About!

JONATHAN CROSS CRY OF THE DRUMMER
WORLDROCK PICTURES
A WorldRock Company
© 2003 WorldRock Pictures All rights reserved

OWN IT NOW—SEND \$21.20
(Includes tax and shipping)

to:
WORLDROCK ENTERTAINMENT
P.O. BOX 215
Fairview Village, PA 19409

• NOT AVAILABLE IN STORES •
A Division Of The WORLDROCK COMPANY

Think pink... or any color


Unsurpassed warmth and sustain



CLE drums 


Phone: 410-876-7950
www.cledrums.com

Custom hand-made drums available at
2112 Percussion, Raleigh, North Carolina
Cadence Drums, Rochester, New York
Chuck Levin's, Wheaton, Maryland
Counts Bros. Music, Muscle Shoals, Alabama
(Dealer inquiries invited)



"Timba congas are the best sounding drums we have ever played on...EVER!!! The quinto sounds like it's singing and the tumbas have big dynamic bass tones!"

Jesus Alfonso, Musical Director
Los Munequitos De Matanzas

Timba Percussion 

www.timbapercussion.com

New Dynamic Les DeMerle CD



Les has all the pots on. "Hittin' The Blue Notes" really cooks!

Billy Cobham

"Hittin' The Blue Notes" proves Les is back in action with some terrific playing.

Peter Erskine

With his new CD, explosive Les DeMerle drives his exciting band!

Louie Bellson

Les DeMerle hit it again! A great CD from a great player. Chops, feel, and speed—he is one of the best!

Carmine Appice

DeMerle organized a feast of bebop and blues. With "Hittin' The Blue Notes" he hit a bulls-eye.

Dr. Herb Wong
Jazz Educator's Journal

To Order "Hittin' The Blue Notes" CD visit
www.OriginArts.com or phone 206.781.2589


For Les DeMerle Concerts, Clinics & Master Classes worldwide
And Drum Lessons in North Florida
Email: Les@LesDeMerleMusic.com

ORANGE COUNTY
DRUM & PERCUSSION INC.

"OUR ONLY LIMITATION IS YOUR IMAGINATION"
available at
330.534.3900
www.hubbardmusic.com

featuring:

Brooks Wackerman
Josh Freese
Stephen Perkins
John Wackerman



ONE STEP CLOSER
TO BROADWAY
NEW ALBUM FROM
HOT POTTY
& **TIGERBUTT**
RECORDS

Send \$12 check or Money order to-
Brooks Wackerman
p.o. box 52
seal beach ca. 90740-0052
WWW.HOTPOTTY.NET

MD LIBRARY

The Best In Educational
Materials For Drummers!

Snare Drum Duets



This new book by Modern Drummer Editor Ron Spagnardi offers a great selection of 25 challenging duets ranging in difficulty from simple to complex.

Practice both parts individually to improve your basic reading skills and facility with varied

time signatures.

Ideal for high school and college-level percussionists.

An excellent source of supplemental reading material that's fun for students and teachers.

Can't find a playing partner? No problem. The enclosed CD contains both parts recorded separately so you can play either part along with the other on the CD!

\$14.95 plus S & H

To Order Call Toll-Free:
(800) 637-2852
Or Order Online At
www.moderndrummer.com

Quick and Easy Isolation
plus you will
Hear Yourself Better!

New LID System
with **AX12 Height Extenders**

CLEARSONIC PANEL
Drum Shields

SORBER
Absorption Baffles

1.800.888.6360
clearsonic.com CLEARSONIC
manufacturing, inc.

DUDE! WAKE UP
WITH THIS...



**DRUM SET
ALARM CLOCK!**

This Bright Red Drum Set Alarm Clock plays a great tune after counting off - 1, 2, 3, 4!

Measuring 11" long, 7" tall & 4" deep, here's one cool gift for the drummer! Available in red or blue, its precision quartz movement ensures accurate time and runs on 3 AA batteries, not included. Dude! Buy it now! Only \$ 24.95 plus \$ 6.95 shipping.

To order send check or money order to:
Steve Snyder & Associates
Box 1571, Lafayette, CA 94549

CA residents please add \$ 2.06 sales tax

★ ★ ★ Full Color Custom VividHeads ★ ★ ★

Style **VL** Quality

www.VintageLogos.com

Custom Drumsticks With Your Name!!!!

Cappella
Est. 1963
"THE REAL DRUMSTICK PEOPLE"

www.cappelladrumsticks.com

George's Drum Shop
Authorized Cymbal Dealer

George's Drum Shop
1351 S. Cleveland-Massillon Road #21
Copley, Ohio 44321
330 670 0800
866 970 0800 toll free
<http://www.GeorgesDrumShop.com>
<http://www.DrumGuru.com>
e mail george@GeorgesDrumShop.com

MEINL

Mike Dolbear.com

www.mikedolbear.com

The online community bringing drummers together

JOE MORELLO

NOW ACCEPTING A LIMITED NUMBER OF PRIVATE STUDENTS IN THE NEW YORK AREA. CALL FOR EVALUATION.
(973)373-6282 10-12A.M., 7-10P.M.

Joe Morello Productions
73 Myrtle Ave., Suite 7B
Irvington, NJ 07111

FINALLY
TUNING DRUMS
IS SIMPLE !!!

416-990-7593
www.drumtuner.com

DRUM INSTRUCTION

TONY RACCIATTI

GRADUATE OF
BERKLEE COLLEGE OF MUSIC.
FORMER INSTRUCTOR AT BERKLEE &
THE BOSTON CONSERVATORY
PERCUSSION ACADEMY.
STUDIED WITH ROY BURNS, FRED BUDA,
ALAN DAWSON & BUSTER BAILEY

NOW ACCEPTING STUDENTS.

ALL STYLES—ALL LEVELS
PROFESSIONAL
MUSIC STUDIOS
677 PASSAIC AVE.
NUTLEY, NJ 07110

Email: ajdrumz@aol.com
1-800-29-TEMPO or 973-661-4885

Jim Payne

Now accepting students in NYC
Recommended by Peter Erskine, John Scofield, John Riley
Ask about "1 week on the scene in NYC"

www.funkydrummer.com
917-584-2554 or email: Jpayne@funkydrummer.com

the drum pad

Chicagoland's Pro Drum Shop
48 W. Palatine Road
Palatine, IL 60067

888-523-1158 • www.thedrumpad.com

AMDRUMPARTS.COM
CUSTOM BUILDER *DISTINGUISHED PARTS

MAPLE SHELLS
CUSTOM LUGS
PARTS CATALOG

FREE EDGES &
HOLES w/COMPLETE
DRUM!

CATALOG ONLINE
(541) 895-5563

VATER
PERCUSSION

USA GOOD WOOD...perfected

drummaker.com

HARDWARE • SHELLS • COVERING

MasterCard VISA ORDER ONLINE

FREE PARTS GUIDE!
DRUM SUPPLY HOUSE USA 731.423.3786

Adjustable Bass drum Cradle™

Instantly convert a floor tom or enhance the sound of your bass drum.

Cradle arms adjust to fit drum diameters from 16-22" and center the beater on the head.

Attach any pedal

Length adjusts from 10.5-20.5"

D'AMICO
Check, Visa/MC, AMX or Disc
44170 Old Warm Springs Blvd. Fremont, CA 94538
www.damicodrums.com Tel: (510) 226-8700 Fax: (510) 226-7345

\$199
Plus S&H

DRUM SOLO
CRAFTED BY
GREG GAYLORD

Customcrafted drums

Apple to Zebra wood

415.898.2647
WWW.DRUMSOLO.CC

MEMPHIS DRUM SHOP

888•276•2331 www.memphisdrumshop.com

SINGERS! REMOVE VOCALS
Unlimited Free Backgrounds!
from Original Standard Recordings!
Thompson Vocal Eliminator™
VE-4 Free Brochure/Demo
24 Hour Demo/Info Line
(770)482-2485 - Ext 26
LT Sound Dept MD-17980 LT Parkway, Lithonia, GA 30058
www.VocalEliminator.com img.oMD
Better Than Karaoke For Over 25 Years!

www.zorothedrummer.com
Private lessons - Career Consultation - CDs - Books - DVDs

The place to find everything funky you'll ever need

Call today! 818-998-6767
z@zorothedrummer.com

THE DRUM CENTER OF LEXINGTON

YOUR CYMBAL CONNECTION!
- Talk to A Pro
- Get Expert Advice
- Unbeatable Prices!
- Fast Delivery
Your First Cymbals or Adding to Your Collection

Call for Toll-Free number 859-276-1827
431 Southland Dr., Lexington, KY 40503

DRUMS, ETC.
"The Drummer's Pro Shop"

www.drumsetc.com

Visit our new online MEGA-STORE!
1.800.922.3786 Free Catalog!

www.handmaderhythm.com

It's The Totally KILLER KICK COMBO

- **Batter Badge**
Vented Impact Pad
- **Power Head**
Tapered Shaft Beater
- **Muffelt**
Wool Dampener Strip

DON'T BE DUMB, SLUG THAT DRUM.

www.slugdrums.com

www.dougann.com
Your source for books by Doug Ann

"The Forgotten Foot"
"Multi-Level Ostinato Drumming"
"Compound Odd Meter Groupings"
"Understanding Drum Set Mechanics"

info: dougann@yahoo.com
surf to: <http://www.dreamwater.net/dougann>

Drums ON SALE
GIGANTIC SAVINGS
11375 Robinwood Drive
(College Plaza)
Hagerstown, MD 21742
www.drumsale.com
1-301-733-DRUM (3786)

World's Thickest Metal Snare Drums
Extra heavy bass sound, impressive resonance and sound projection

| | | |
|--------------------|----------|---------|
| 7mm Aluminum-alloy | 5.5 x 14 | \$1,390 |
| 6mm Titanium | 6.5 x 14 | \$1,950 |
| 3mm Titanium | 6.5 x 12 | \$1,650 |

Titanium sounds great!
Reasonable pressed hoop models are also available.
Visit our website and check details.

MD
May 2003
Kitano snare drums reviewed

We are seeking dealers.

Kitano Drums www.kitanodrums.com
2-1-1 Tokura, Toyonaka-shi, Osaka 561-0845, Japan.
Fax: +81-6-6862-5249 E-mail: titudrum@kitanodrums.com

Drumat
The convenient, non-skid, portable drum carpet

- Easy to carry with built-in shoulder strap and securing strap
- Light weight (4 lbs.)
- 4' x 6' open; 2' x 6" rolled

Available through your local music dealer.

MAPA
www.musicaccessories.com

hearing is believing
Extreme Isolation Headphones™
Why Extreme Isolation for DRUMMERS?

- Hear your practice music or recorded tracks like never before and still hear your drums
- Record your "LIVE" drums right next to a multi-track in a one room studio
- Hear the studio mix or stage mix over loud instruments
- Save your hearing...no need for high volume
- Affordable - Comfortable - Pro-Quality

Model EX-29

To Order:
www.extremeheadphones.com
Toll Free 1-877-962-2832

"LOOKING FOR A RECORD DEAL ???"
Getting signed is very hard to do.
But we will get the record deal you are looking for!
Guaranteed Service. Call now to receive your FREE information.

Talent 2000
1-800-499-6395
www.talent2k.com

Since 1961
Precision Drum Company
Custom Drum Builders

Quality Recovering Materials
Free Samples
Lessons

Complete Repair Services
100% Maple Keller Shells
Hardware

Precision Drum Company
151 California Rd; Yorktown Hts; NY 10598
Phone: 914-962-4985 Fax: 914-962-0000
www.PrecisionDrum.com

MOONGEL®
DAMPER PADS®
WORKOUT PAD®
SEE THE NEW
SNARE PAD®
WWW.RTOM.COM

New MetroPad™
A Revolutionary New Practice Pad

\$39.95
Model # MP102

MetroPad™ is a practice pad with a built-in metronome. MetroPad™ allows drummers to adjust the BPM and select a time signature for various rudiments.

Educational Music Accessories Co. LLC
PO Box 5273, San Clemente, CA 92674 • Phone (949) 481-5873 Fax (949) 369-3850
www.educationalmusicaccessories.com • Patents Pending

sambarnard.net
Satisfaction Guaranteed

DrumWrap

12x8, 13x9,
Sizes: 16x16, 22x14
Solids...\$79⁹⁹ & up
Satin Flames...\$129⁹⁹
Metals (New)...\$129⁹⁹
Pearls...\$129-\$187⁹⁹
Sparkles...\$197⁹⁹

Many colors, sizes & single pieces sold

Hardware
30-60% Off rims, hoops, stands, tension rods, lugs
And Much Much More!

Free Samples & Info
602-279-4041

TAYE DRUMS

DEDICATED TO MAKING BETTER DRUMS.
4881 Chino Avenue,
Chino, CA 91710 USA
T: 909.628.9589
www.taye.com

MD ONLINE
www.MODERNDRUMMER.COM
MD RADIO
NEVER MISS A BEAT

RUPP'S DRUMS

DENVER'S ONLY PRO DRUM SHOP
BUY • SELL • TRADE • REPAIR • VINTAGE
2045 S. Holly
Denver, CO 80222
303-756-5777 • fax 757-2792
Email: rupp@ruppsdrums.com
Visit the webpage: www.ruppsdrums.com
"We have EVERYTHING!"

Absorptive, Expandable, Modular. MAX-Wall!
MAX-Wall™ 633

The super-affordable, world-class, stand-mounted recording & mixing environment that can go ANYWHERE!

Auralex
Visit www.auralex.com & put a MAX-Wall™ to work...today!

GET THE PINCH

CYMBAL CROWN

Cymbal Holders
Quick Set-up
Built-in Cushion
Sleeve Protection

Patented

BIG BANG DISTRIBUTION
9420 Reseda Blvd., PMB 350, Northridge, CA. 91324 Ph. 800-547-6401 www.bigbangdist.com

CELEBRATION DAY

10 Led Zeppelin *How The West Was Won* / DVD (Atlantic)



Frankly, this review could be nine words long: There's new live Zeppelin—go get it *right now*.


But let's stretch out and get comfy.

In case you've been living under a rock, here are the basics: Atlantic Records has released two irresistible new collections capturing Led Zeppelin in concert. *How The West Was Won*, a three-CD set taken from two raging 1972 Los Angeles performances and sequenced like a single show,

reminds us that this was once the most frightening band on the planet. The simply named two-disc *DVD*, featuring gigs from '70, '73, '75, and '79 and clocking in at over five hours, spotlights the band's remarkable evolution over practically its entire career. If the only live Zeppelin you've heard is the somewhat flat soundtrack to the film *The Song Remains The Same*, you're in for the time of your life. Even if you're a bootleg collector, the force and clarity of these releases are a revelation. Plus it's just plain inspiring to see new footage of **JOHN BONHAM** behind that amber Vistalite kit.

As restrained and focused as Zeppelin was in the studio, the band's onstage motto was *go for it, all the time*. Reinventing his recorded drum parts—adding licks, laying back on the beat, intensifying his phrasing beyond the imaginable—Bonham clearly has no interest in the song remaining the same. And in today's age of sterile ProTools perfection, these magical tracks prove that the only rock worth listening to is raw and real. When Bonzo cranks up the tempo a big ol' notch as he hits the psychedelic bridge of the '72 "Whole Lotta Love," you don't think, Man, why'd he do that? You applaud his verve. Only a fool would argue with such conviction.

Yes, early on, it was all youthful energy. But in *DVD*'s 1979 Knebworth footage, Bonham's groove is what impresses. "Nobody's Fault But Mine" finds him tucking deep into the pocket, then firing off two-handed snare-crash fills that build upon concepts he began exploring on *Presence*, one of his hottest albums. To say much more would spoil some of the surprises that await your ears and eyes. So go on, let Led Zeppelin put a smile on your face—then knock it right off. **Michael Paris**



RECORDINGS

rating scale **10** **10** classic

8 Karsh Kale *Liberation* (Six Degrees)


KARSH KALE makes Far Eastern-drenched electronica with acoustic drumset, tablas, programmed drums, and his invention, the E-Tabla, essentially an internally miked set of tabla that can be endlessly effected and triggered. *Liberation* sounds like Massive Attack and a Bollywood chorus smacked senseless by riveting breakbeats, intricate drum programming, and sensuous, bubbling tabla rhythms. Kale's music is at once dense and ethereal, and his integration of acoustic and electronic drumming sources is seamless and original. Patience is required to become fully engrossed in his muse, but the endlessly shifting combinations of varying source patterns are a lesson in possibility.

Ken Micallef



8 Cryptopsy *None So Live: Montreal 2002* (Century Media)

Most extreme-metal live albums sound as if they were recorded on a cruddy microcassette machine. Yet Cryptopsy's pulverizing presentation comes across loud *and* clear here, while the quintet perform in a tight and dynamic way. So feast your ears on the drumming of **FLO MOUNIER**, whose whirlwind style is arguably the most essential aspect of this Montreal band's unpredictable death-metal/grindcore. Mounier plays like he's got eight limbs. But rather than sounding too chaotic (the metal/grindcore drummer's curse), his signature changes and various complexities are usually artful and in control. Extreme-metal drumming at its finest.



8 Damon Short *Go Figure* (9winds)

Chicago-based jazz drummer **DAMON SHORT**'s new album is loaded with creative playing and interesting writing. With his ride cymbal in constant motion and a percolating snare prodding things along, Short demonstrates not only a deep sense of swing, but the ability to move in and out of abstraction seamlessly. The title track is a prime example of this, from the grooving opening of the head to Short's fractured and compelling solo support. More abstract and thoughtful is "Gardens Of Perception," where he moves from vibraphone to quietly rumbling toms, from driving kit work to silence.

Martin Patmos

7 Further Seems Forever

How To Start A Fire (Tooth & Nail)
The departure of Further Seems Forever lead vocalist Chris Carrabba (who recently struck gold with his project Dashboard Confessional)



appears to have done very little to derail the momentum of Tooth & Nail's flagship emo-rock ensemble. Heightened by the sparkling production of James Paul Wisner, **STEVE KLEISATH**'s drumming is in fine form, with flowing, shifting dynamics. Kleisath has a number of creative if not quite revolutionary licks that land nicely, carefully filling gaps. And why don't more rock drummers *feel* this good? **Waleed Rashidi**



7 Sworn Enemy *As Real As It Gets* (No Name/Elektra)

The frenzied double-kick beats pounded out by drummer **PAULIE ANTIGNANI** are front-and-center at all times on hardcore metal act Sworn Enemy's major-label debut. There's an immediacy to Antignani's drumming that suits the often apocalyptic mood of these songs. At first the drummer's double-time chops might sound repetitive. But upon repeated listens, his skillful masking of slight variations in rhythmic patterns becomes evident. While there's little subtlety to Antignani's playing, it's clear that nuance ain't what this record is about. **Will Romano**



8 Chick Corea Rendezvous In New York

(Concord/Stretch)

Who else but Chick Corea could pull off a three-week-long 60th birthday celebration at New York City's Blue Note and invite a virtual who's who of jazz-musician friends from past and present collaborations? This two-disc set is chock-full of outstanding performances from former Corea drummers including **ROY HAYNES**, **JEFF BALLARD**, **DAVE WECKL**, and **STEVE GADD**, performing selections from each of their past projects with Corea. This is a rare opportunity to hear a spirited Akoustic Band reunion (Weckl), as well as the legendary Gadd swinging hard with Corea and **Michael Brecker** performing the classic Three Quartets Band material. **Mike Haid**



8 Godsmack Faceless

(Republic)

From the pounding toms that open "Straight Out Of Line," Godsmack's latest is filled with plenty of mid-tempo chunk and nice hooks. Their new drummer, **SHANNON LARKIN**, does a terrific job playing off the guitar riffs, accenting and using creative fills to connect them. Larkin lays it down when it counts, but also adds interest by varying the beat along the way. His playing on "Re-Align" and "Make Me Believe," for instance, consistently lifts them to another level of sophistication. The combination of Larkin's contemporary-metal groove and power, along with strong technique that draws on his roots, gives his playing a distinctive approach. **Martin Patmos**



8 Garage A Trois Emphasizer

(Tone-Cool)

Ignoring the implications of the *trois* in its name, the group formed by guitarist **Charlie Hunter**, saxophonist **Skerik**, and drummer **STANTON MOORE** is now a quartet. It's all good news from there, as **Mike Dillon** on vibes and percussion rounds out the ensemble nicely for this debut LP. (The vinyl-only trio EP *Mysteryfunk* was released in '99.) With Moore's deep groove on the bottom and Skerik's otherworldly tones up top, *Emphasizer's* ten party-time instrumentals reach down to New Orleans, then rocket into outer space. It's a special treat to hear Moore's Crescent City take on the album's two Latin rave-ups. **Michael Parillo**



8 The Locust Plague Soundscapes

(Anti-/Epitaph)

While death metal bands almost exclusively work with high-tempo blast beats, punks like The Locust have been busy taking that approach one step further, penning ridiculously intense and dissonant grooves juxtaposed against otherworldly breakdowns and style shifts. On "Teenage Mustache," **GABE SERBIAN** transforms patterns from stellar blast kicks, to a slower tom/ride swing, to a mid-paced heavy drive, to a sludgy half-time triplet walk—all in the course of one minute six seconds. This is full-throttle music at its finest—after all, twenty-three songs in under twenty-one minutes couldn't be wrong. **Waleed Rashidi**



9 Styx Cyclorama

(Sanctuary)

Even without Dennis DeYoung, this new Styx release is the best thing the band has done in years. The writing is fresh, the vocal and musical energy is outstanding, and drummer **TODD SUCHERMAN** plays exactly what this rocking pop music calls for. Sucherman's drumming is strong and versatile, as he lays down heavy grooves spiced with tasteful technique. Material ranges from several FM-friendly pop tracks to over-the-top prog rock like "One With Everything." Longtime Styx fans will rejoice in this heartfelt and heavy-rocking return of one of the best pop-rock bands of all time. Guest artists include **Brian Wilson**, **Billy Bob Thornton**, **Tenacious D**, **John Waite**, and **Jude Cole**. **Mike Haid**



9 Cradle Of Filth Damnation And A Day

(Red Ink/Epic)

After recording as an indie for nearly a decade, Cradle Of Filth finally bring their horror-themed black metal to a major label. And the British quintet continues to enhance their macabre minstrelsy on *Damnation*, as drummer **ADRIAN ERLANDSSON's** surprising tempo shifts, blazing footwork, and brute force raise the bar on metallic drumming. Meanwhile, as many bands implement cheesy orchestral samples, Cradle make wise use of Epic's funding with a 40-piece orchestra and a 32-person choir. With this kind of material, Cradle may not need their silly makeup and circus-like stage show anymore. **Jeff Perlah**



7 21st Century Schizoid Band

(independent)


Revisiting past glories is usually a bad idea. But this reunion of King Crimson founders works like a charm. Guitarist/composer Robert Fripp and vocalist Greg Lake are missing, but drummer **MICHAEL GILES** and other original members recast "Catfood," "I Talk To The Wind," "In The Court Of The Crimson King," and the acid-dazed title track with perfect memory. Giles adds double bass drum flourishes, but mostly stays true to his original flame-throwing drumming patterns. Giles was never as revered as later Crim rhythmist Bill Bruford, but his drumming is equally fiery, and was, in its time, almost as revolutionary. (21stcenturyschizoidband.com) **Ken Micallef**



9 Cream BBC Sessions

(Chronicles/Polydor)

There's no mistaking **GINGER BAKER's** drumming in Cream. And his tuneful, uniquely robust, and curiously tribal chops are in fine form on these 22 tracks, which the blues-rock trio recorded for the Beeb between November 1966 and January 1968. On "Sunshine Of Your Love," Baker's legendary use of his left limbs on an off-meter beat (with accents on 1 and 3) sets the stage for **Eric Clapton's** blazing guitar and **Jack Bruce's** off-kilter bass, but also stands mightily on its own. And Baker's atmospheric proto-prog cymbals and dramatic rolls help define the psychedelia of "Tales Of Brave Ulysses," while his gritty stomp on "Rollin' And Tumblin'" and command of his toms on "I'm So Glad" are impressive. Cream of the crop drumming, indeed. **Jeff Perlah**




Ginger Baker Jack Bruce Eric Clapton

Jeff Perlah

BOOKS

9 Just Desserts by Edward Freytag (Row-Loff Productions)

level: all, \$15



Subtitled *The Absolute Companion To The Rudimental Cookbook*, *Just Desserts* is a new collection of twenty-five rudimental snare drum and multi-percussion solos, thirteen of which were written by Edward Freytag. The remaining dozen are composed by some of the top names in the field like Dennis DeLucia and Matt Savage, renowned secondary educators such as Mike Lynch, and newcomers including two-time PASIC high school snare drum individuals champ Dustin Schletzer.


This book is accessible to rudimental novices, with eight “easy” snare drum solos to perform or sightread. Each solo includes a list of featured rudiments, while detailed performance notes (visuals, playing position on the head, etc.) are available for the more advanced pieces. And even the most proficient marching band or drum corps drummer will be challenged by the final five pieces.

Just Desserts includes a complete list of standard rudiments, as well as seventy-three “hybrids” (combinations of two or more existing rudiments), making this perhaps the most thorough compilation of these contemporary variations. (If you’ve ever wondered what a “cheeselet” or a “herta” is, they are notated here—and used in the solos.) Also included are twelve supplementary rudimental exercises. And in addition to building up snare chops, drumset players could take the multiple percussion solos to the kit. All of this adds up to a *lot* of useful and fun drumming packed into 110 pages. (www.rowloff.com)

Andrea Byrd

9 Modern School For Snare Drum by Morris Goldenberg (Warner Bros.)

level: beginner to advanced, \$12.95



Since 1955, many percussionists have used *Modern School For Snare Drum*, one of the standard educational snare drum books of the latter part of the 20th century. Goldenberg—percussionist with the NBC Orchestra, instructor at Juilliard (1941–69), and a member of the Percussive Arts Society’s Hall of Fame—formalized his teaching methods into 66 pages of exercises and duets in the book’s first section.

Two years ago, Warner Bros. began to revise many of the classic books in their catalog. This “newly engraved” edition of Goldenberg’s snare method contains more than just a modern look (percussion clef, note staffs pointing up, etc.). It offers new musical interpretations, thanks to editing by Tony Cirone, a long-time veteran of the San Francisco Symphony and current chair of the percussion department at Indiana University. Cirone has added dynamics and tempos to many of the pieces, which make the etudes more relevant to contemporary musicians.

Part two of the book comprises 116 pages of explanations and well-known excerpts of all the non-keyboard percussion instruments, including Ravel’s “Bolero,” Tchaikovsky’s “Romeo And Juliet,” Bizet’s “Carmen,” and Stravinsky’s “L’Histoire Du Soldat.” Several complete percussion scores are also included, such as Bartok’s “Sonata For Two Pianos And Percussion” and Varèse’s “Ionisation.”

This classic book is a must-have for any serious snare drum student, teacher, or professional. (www.warnerbrospublications.com)

Lauren Vogel Weiss



8 Snare Drum Method: The Musical Approach To Snare Drum For Band And Orchestra


by Rick Mattingly (Hal Leonard)

level: beginner, \$10.95 with CD

A bargain-priced, practical primer, *Method* covers essentials from how to hold sticks to understanding notation and time signatures, as well as exercises and a list of the forty rudiments. But the virtue of the volume is its focus on preparing students for school concert band/orchestra. Duet drum etudes encourage students to play with other musi-

8 40 Intermediate Snare Drum Solos For Concert Performance by Ben Hans (Hal Leonard)

level: beginning to intermediate, \$7.95



40 Intermediate Snare Drum Solos is a delightful new addition to the snare drum repertoire. Hans, a Milwaukee-based teacher and performer, has written these solos in a variety of styles, from marches to Latin (including one in memory of Tito Puente). These concert-style solos can be used for competitions, recitals, or even sightreading.


The solos cover many different tempos, dynamics, and meters, including multi-meters in several (reflecting more contemporary types of music). Most are one page long, a few are shorter or longer. The author suggests that rolls and drags be performed “closed,” but some could be practiced in the “open” rudimental style. The notation (rim, edge, etc.) is clearly explained, and stickings are marked in a few places. Lacking the benefit of text, these solos work better as supplemental material to a teacher’s lessons.

The 47-page book ends with a thorough glossary and a complete list of the 40 Percussive Arts Society International Drum Rudiments. So get out that metronome and start playing! (www.halleonard.com)

Lauren Vogel Weiss

7 The Rhythm Bible by Dan Fox (Alfred)

level: all, \$14.95 (book), \$24.95 (book & CD)



This 129-page book is designed for all musicians, including mallet and drumset players. There are over a thousand examples of rhythmic figures found in all styles of music—141 of which are on the optional CD, which features a click playing the beats while a synthesized piano-like sound plays the rhythms. Unfortunately, each rhythmic example is played only once as a demonstration and not repeated as a practice aid.

Exercises are grouped into Basic Rhythms (from quarter to 8th to 16th notes); Single Syncopations; and Double, Triple, and Quadruple Syncopations (where two, three, or four of the main beats are not played). The remaining parts cover accents, cut-time, double-time, 3/4 time, and other meters, including 3/8, 9/8, and 5/4. There are also brief explanations and backgrounds prior to each section.

This book is a good reference for any musician brushing up on his or her sight-reading skills. Beginners can logically progress from simple rhythms to more advanced ones, learning good basics along the way. Even though many of these rhythms can be found in other drum books, *The Rhythm Bible* is a thorough compilation and a unique approach to understanding the important pulse behind the music. (www.alfredpub.com)

Lauren Vogel Weiss

cians as soon as possible. And the excellent play-along concert band tracks offer authentic examples of the type of arrangements students can expect to encounter. Clear and realistic, *Snare Drum Method* encourages young students to immediately think of those dry snare patterns on the page as musical parts. (www.halleonard.com)

Jeff Potter



ENDURO

*Your Link to
the Road*

available
in
17 COLORS

**HUMES
& BERG**
MFG. Co. Inc.

ENDURO

800-348-9737
humes-berg.com

DVDs

9 Standing In The Shadows Of Motown (Artisan) Level all, \$24.98

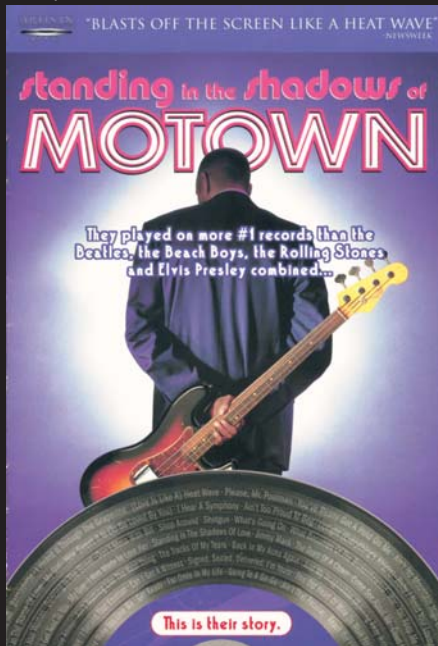
When I first saw the promo for this long-overdue film inspired by Allan Slutsky's book, I was a little skeptical about the claim that Motown house band The Funk Brothers had played on more number-1 hits than The Beach Boys, The Rolling Stones, Elvis, and The Beatles combined. Well, the proof is well documented in this exceptional two-hour film, and a good case is made for the importance of several unheralded drummers to this and many other claims to fame. (An additional bonus DVD is available.)

Standing In The Shadows Of Motown brings The Funk Brothers together for the first time in decades, sharing memories, archival footage, still photos, interviews, re-creation scenes, and twelve new live performances of Motown classics, featuring a stellar-lineup of guest vocalists. Just to see and hear drummers Uriel Jones and Richard "Pistol"

Allen (who passed away soon after this film was made) recreate the famous Motown beats is worth the price. There's plenty of footage of the late, great Benny Benjamin as well.

I could go on and on about how great this film is. It's not only entertaining; it's a lesson in music and life, told through the experiences and words of a phenomenal group of musicians who changed the world with their sound. A must see and hear. (www.artisanent.com)

Billy Amendola




8 Akira Jimbo Wasabi / Fujiyama (Carl Fischer)

Level: advanced, \$29.95 (each)

On *Wasabi*, Japanese drumming sensation Akira Jimbo displays his advanced "one man band" technique using an intricate acoustic/electronic triggering setup of his own design. Jimbo performs several original compositions and discusses and performs examples of his methods for developing playing techniques, tuning tips, and how to practice. Jimbo's "Wasabi" method involves learning a pattern, then changing the note value, instrument source, and starting point, and then adding another pattern. Alternate camera angles add spice to the viewing experience, and special features include Jimbo discussing his impressive left-foot clave techniques, as well as gear description and behind-the-scenes footage.

On *Fujiyama*, Jimbo again performs his original "one man band" compositions and then gives the viewer an in-depth look at his acoustic/electronic setup. Akira discusses how he sets up his triggers and pads, revealing the magic of making music as a solo drum artist. His impressive chops and mastery of the acoustic/electronic design are always impressive, entertaining, and educational. Those interested in Jimbo's concept will want both of these well-produced DVDs to totally understand his framework and direction. (www.carlfischer.com)

Mike Haid



Correction:

In this past June's *Critique of Yousif Sheronick's Silk Thread CD*, we printed incorrect ordering information. The correct Web address is www.yousifsheronick.com. We apologize for any inconvenience.



"You know the drums you dream about.
The ones you only see in magazines..."

"We have 'em"

"Not sure which drum is right for you? Give me a call and we can talk about it. I've played drums for 35 years and owned a drum shop for 21."

Gary Forkum, Owner



Gary

FORK'S
DRUM CLOSET

Free Snare Drum Sale Flyer - Call now: 800.55.FORKS or www.forksdrumcloset.com

Just a few from our wood collecti

MARYLAND DRUM MAPLE 5 X 14 \$336.00

PORK PIE SOLID MAPLE 5 X 14 \$600 (USE

YAMAHA OAK 5 X 14 \$236.00

DW CRAVIOTTO CHERRY 5 X 14 \$777.00

Also in stock:

NOBLE & COOLEY CLASSIC SS 7 X 14 \$799

GRETSCH SOLID WALNUT 5.5 X 14 \$509.00

TAMA ARTWOOD 5 X 14 \$204.00

HEAD DOUGLAS FIR 5 X 14 \$535.00

ALLEGRA MAPLE PLY 6.5 X 14 \$569.00

PEARL OMAR HAKIM 5 X 13 \$263.00

SPAUN MAPLE PLY 7 X 14 \$690.00

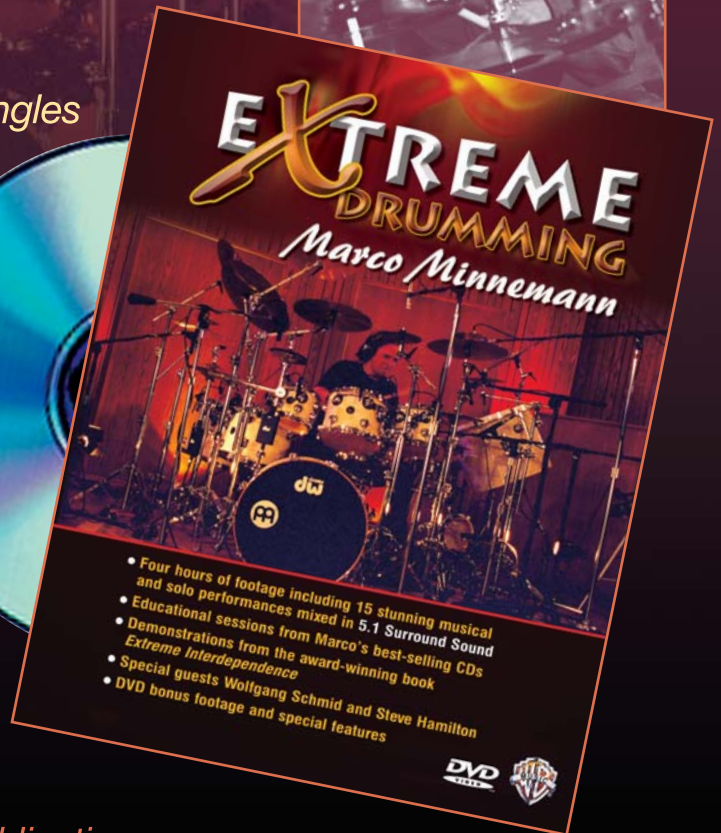
BRADY JARRAH PLY 5 X 14 \$595.00

EXPERIENCE THE EXTREME IN SOUND, VISION, AND PERFORMANCE

MARCO MINNEMANN Extreme Drumming



- ultimate 5.1 surround sound
- mind-blowing detailed camera angles
- over four hours of footage




MARCO MINNEMANN Extreme Drumming

(905653) DVD US \$39.95

Now available at a music store near you.
For more information call (800) 327-7643
or (305) 620-1500, ext. 7399.

Also available from Warner Bros. Publications:

#1 Drum Method Book - 2003 *Drum! Magazine* Drummys! Award
Best Educational Books - 2002 *Modern Drummer* Reader's Poll



EXTREME INTERDEPENDENCE

by Marco Minnemann
(0560B) Book and CD US \$24.95

RICK'S LICKS

by Rick Gratton,

Co-producer of Marco's *Extreme* series!
(0715B) Book and CD US \$24.95



WARNER BROS. PUBLICATIONS
Warner Music Group • An AOL Time Warner Company



Cape Breton Drum Festival

The third Cape Breton (Canada) International Drum Festival was held in the Savoy Theatre in the town of Glace Bay on Saturday and Sunday, April 26 and 27. Host Bruce Aitken invited drummers from around the world to share their talents and techniques.

First up on Saturday was **The Dalton Drum Syndicate** from Belgium. Maxime Lenssens, Didier Fontaine, Renaud van Hooland, and Marc van Eyck played over twenty drums between them. Their program varied between subtle and deafening, bringing lots of melodic and interesting compositions to the audience.

Canadian drummer/percussionist **Elliot Polsky** (of Zubot & Dawson) started out playing various percussion instruments before moving to a kit. His approach was to get drummers to “think outside the box” by using different techniques (including placing things on drums to create new sounds). He played to an instrumental

track, then stopped the music to show how the pattern was constructed with drums, shekere, bongos, sleigh bells—and even seeds on his feet.

The Fest’s Rising Star segment showcased drummers from all four Atlantic provinces of Canada. **John Morrison, Randy Chaisson, J.D. Sampson,** and eleven-year-old **Marcel Bourgeois** entertained well and showed that the future of drumming is in good hands (and feet).


Camille Gainer kicked it up a notch with some lightning playing and

incredible grooves. Feet were tapping as Camille played funk and fusion tunes with a dynamic and athletic style. During her Q&A segment, Camille charmed the crowd with her straightforward answers and infectious personality.

Crash Test Dummies drummer **Mitch Dorge** had the crowd laughing as they learned. He brought Gainer

ing performer whether behind the kit or talking at the front of the stage.

Studio master **Ndugu Chancler** played with melody, flawless technique, and invention. After playing, Ndugu said that he is fortunate to be paid to do what he loves. “I’m having a *ball* back there!” he exclaimed. Ndugu’s pointers for young drummers included “Do your best, and be unselfish” and “Be easy to get along with, consistent, on time, and prepared.” He also stressed the importance of listening to everything—espe-



Camille Gainer



Ndugu Chancler



Elliot Polsky



Mitch Dorge



Troy Luccketta

cially styles you don’t like—because this challenges you to learn and improve.

Saturday’s closer, **Troy Luccketta**, had planned on playing with an all-star band. When circumstances led to him playing alone, he turned the experience into a learning one

for himself and the audience, reminding the crowd that sometimes you get caught unprepared. He needn’t have worried, though, since his precision and technique left everyone wanting more.

Day two commenced with the St. Francis Xavier University Big Band, featuring drummers **Ethan Ardelli** and **Ashley Chalmers**. The pair took turns playing a variety of jazz tunes. That set the scene for 4Front drummer (and MD writer) **Joe Bergamini**, who launched into complex progressive music that showed why prog drummers are so revered. After talking for a few minutes, Joe played along to some more instrumentals, displaying a


and Dom Famularo on stage to share some fun, and told some hysterical stories. But his message got through: It’s all about energy, learning, and practice. Dorge is a lively and interest-

Take A Tip

From Les

"Modern Drummer has set the highest standards for percussion publications. I've looked forward to reading every issue for the past twenty-five years. This incredible magazine has brought the entire drum world together, and always inspires us to be better players."

— Les DeMerle



Modern Drummer...
The World's Most Widely Read Drum Magazine.

Subscribe Today!

www.moderndrummer.com
1-800-551-3786

delicate touch followed by blistering hand and foot speed.

As **Denny Seiwell** played to the McCartney hit "Live And Let Die," we knew we were witnessing a living legend of drumming. That fact was emphasized as Denny talked about his illustrious career, including a ton of film and television work.

While answering questions about working with McCartney, Denny quipped, "I just made believe I was Ringo." Then he added, "Making *Ram* was the most amazing experience of my life. 'Live And Let Die' was done in three takes. When the playing is good, it doesn't have to take three months." Denny also spoke of his nine surgeries, joking that, "If they'd told me drumming would be this dangerous, I wouldn't have done it." Then he added, "But without music in my life, I'd have no life."

The international flavor of the Fest was emphasized by Indian drummer **Ganesh Anandan**. Using voice and percussion, Anandan held everyone spellbound. He spoke of his research on drums and techniques from the Asian continent, and even managed to get the audience involved. He split the theater down the middle, with one half clapping one pattern, and the other a different pattern, while he improvised over the top of the sound.

Next, Argentinian drummer (and former *MD* Undiscovered Drummer Contest winner)

Gustavo Meli started playing. Almost an hour later, the animated and energetic drummer was still fly-

ing, and the crowd was cheering. Gustavo's solo featured different time signatures, Latin rhythms, incredible speed, and even a spot of stick juggling. When he thanked the audience at the conclusion of his set, he said that even after taking six planes to be

at the Fest, it was "an honor" to be able to play. Everyone in




Ganesh Anandan



Joe Bergamini



Adrian Passarelli



Denny Seiwell



Gustavo Meli



Dom Famularo

the audience felt that they were honored to have been present at such a performance.

Adrian Passarelli, drummer for singing sensation Nelly Furtado, was up next. He played along to some of Furtado's tracks, then talked about how he creates different grooves, and how he has learned a lot from producers. He, too, emphasized the benefits of studying multiple musical styles. While originally a rock drummer, he learned some Brazilian music, and admitted that he wouldn't have gotten the gig with Furtado without that background.

Show closer **Dom Famularo** captivated the audience

first with his humor and stories, and then with his playing. After almost four decades behind the kit, Dom has changed his approach entirely. He spoke of the

"path of most resistance," which pushes and challenges you. Then he demonstrated his new open technique and different stick grip. He played flawlessly, with precision, pace, and style.

Famularo then led the encore, as all of the performers came out on stage with a drum. At times amusing (at one point Seiwell tapped a pattern on the frames of his glasses) and at times thunderous (as when everyone pounded away simultaneously), the encore demonstrated that no one, drummer or spectator, wanted the evening to end.

Story and photos by Jim Cornall

THE BIGGEST DRUM EXTRAVAGANZA IN 2003

7TH ANNUAL *Hollywood* Custom & Vintage **DRUM SHOW**

AT THE FAMOUS REMO PERCUSSION CENTER, 7308 COLDWATER CANYON, NORTH HOLLYWOOD

OCTOBER 4TH & 5 TH,
SATURDAY (10:00 AM TO 7:00 PM), SUNDAY (11:00 AM TO 6:00 PM),

pacific
drums and percussion

SABIAN

Zildjian

MODERN DRUMMER

Ludwig
The World's Standard

REMO

Bosphorus



KLOS 95.5
Southern California's Best Rock

FEVER DRUM

DRUM!

pro-mark
Dedicated to Percussion Education

Dunnett

dw

NOT SO MODERN DRUMMER

CELEBRITY CLINICS BOTH DAYS

DON OSBOURNE CLINIC SATURDAY HAL BLAINE CLINIC SUNDAY
OTHERS TO BE ANNOUNCED!

TICKETS:
\$10.00 IN ADVANCE
\$12.00 AT THE DOOR.

**BUY!
SELL!
TRADE!**

**CELEBRITY
RECORDING
ARTISTS**

**BRING YOUR
DRUMS!
CONSIGNMENT
AREA!**

**TODAY'S BEST
CUSTOM DRUM
MAKERS WILL
BE ON HAND!**

**MEET NSMD DRUM
ENGRAVER/HISTORIAN
JOHN ALDRIDGE**

WIN!

NEW! USED! VINTAGE!
DRUMS, CYMBALS, CATALOGS, PARTS AND MORE!

WIN!

**CUSTOM SNARE RAFFLES & GIVEAWAYS FROM: LUDWIG, D.W., DUNNETT CLASSIC DRUMS
REMO, DRUM SOLO, MAYER BROS., BOSPHORUS, SABIAN, PRO-MARK, THUMPER DRUMS & MORE.**

For Advance Tickets or Exhibitor information call: **KERRY CRUTCHFIELD (323)461-0640**

Send Check to: **DRUM SHOW**, 6324 Ivarene Ave., Hollywood CA 90068

Visa or Master Card Accepted for Tickets & Exhibitor Space., E-MAIL: drumcrutch@aol.com, Visit our web site: www.vintagedrumshow.com

Produced By **KERRY CRUTCHFIELD** Co-Sponsored By **Modern Drummer Magazine**, **Not So Modern Drummer Magazine** and **Drum Magazine**

Special thanks to Todd Trent, Greg Gayford, Ronn Dunnett, Drum Workshop, Thumper Drums, Pat Brown, Ludwig Drums, Pro Drum, West L.A. Music, Ontario Music, Sam Ash Music and Guitar Center



DISCOUNT TICKETS ALSO ON SALE AT PRO DRUM SHOP HOLLYWOOD, WEST L.A. MUSIC AND ONTARIO MUSIC

Indy Quickies

Paiste recently donated cymbals to help outfit Musictech's new campus in downtown Saint Paul, Minnesota. The school is one of the major "vocational" music schools in the country. Percussion department head **Gordy Knudtson** (Steve Miller Band, Ben Sidran) is a long-time Paiste artist, and has worked with the cymbal company to support the college's development of young drummers from across the country.



Ed Clift, director of Paiste's percussion specialist group, and Gordy Knudtson, head of Musictech College's percussion department

Tyler Hokansen was the winner of an Origin Custom Maple drumset from **Peace Drums**, awarded at The Leukemia/Lymphoma Foundation's "For The Love" benefit held on April 11, in Provo, Utah. The benefit was organized on behalf of Mary Boreman, a Provo four-year-old who was recently diagnosed with leukemia. Attendees were treated to a concert featuring live music by Ironheart, a tribute to '80s heavy metal. The drumset was presented to Hokansen by Peace director of marketing **Kevin Packard** and members of the band immediately following the concert. All proceeds from the event were donated to the Leukemia Foundation's Team in Training, which plans to run a marathon through Alaska this Summer to raise further treatment funds for Boreman and other patients in the community.




From left: Johnny Machette (Ironheart guitarist), Tyler Hokansen (drumset winner), Kevin Packard (Peace Drums), and Randy Monte Carlo (Ironheart vocalist).



Jack DeJohnette (right) recently stopped by Sabian's factory in Canada. The drumming great visited the company's cymbal vault, as he and master cymbal specialists Mark Love (left) and Nort Hargrove experimented with new sounds to add to Jack's setup of Sabian Signature Encore models.

Pro-Mark's new Web site, promarkdrumsticks.com, features state-of-the-art Flash programming, video clips of interviews with artists, and audio clips from selected CDs. The site's "Learn" section contains lessons and advice from some of the nation's top educators. A partnership with software provider Sibelius has enabled Pro-Mark to provide "play-along" versions of several practice exercises. Product information and a searchable dealer database are also featured.



Hate Eternal drummer **Derek Roddy** performed live at New York City's Guggenheim Museum on March 30 and 31, as part of a musical performance piece conceived by artist Matthew Barney and composer Jonathan Bepler. Roddy joined a radically diverse group of performers—including Cryptopsy drummer **Flo Mounier**, Irish tenor Paul Brady, a team of tap dancers, and a jar of bees. With Bepler as conductor, the group played through a dynamic, discordant symphony, evoking themes from Barney's films.





VIRTUAL DRUMMER SCHOOL

BY SALVADOR NIEBLA



Alex Acuña
on-line



Ignacio Berroa
on-line



Bill Bruford
on-line



Gregg Bissonette
coming soon



Peter Erskine
coming soon



Horacio "El Negro"
on-line



Salvador Niebla
on-line



Dave Weckl
coming soon

AND MORE > Carlos Carli, Ángel Celada, Luis Conte, Ángel Crespo, Joaquin Solé, Walfredo Reyes Jr., Jorge Rossy, Giovanni Hidalgo, Julian Vaughn, Peer Wyboris ...

Learn with the best drummers at home

WWW.VIRTUALDRUMMERSCHOOL.COM

VILLARROEL, 142, 2º - 08036 BARCELONA - SPAIN

TEL: (+34) 934 539 099 - FAX: (+34) 932 372 842 - INFO@VIRTUALDRUMMERSCHOOL.COM

Who's Playing What



Gary Husband (left) is now a Drum Workshop artist, playing an all-birch kit. Also playing DW are **Luke Adams** (Pete Yorn) and **Chuck Comeau** (Simple Plan).

New Paiste cymbal endorsers include **Josh Freese** (A Perfect Circle, The Vandals, LA studio), **Brad Wilk** (Audioslave), **Tommy Aldridge** (Whitesnake), **Toss Panos** (Faith Hill, Michael Landau, Mike Keneally), **Meg White** (The White Stripes), and **Jorma Vik** (The Bronx).



Now playing Vic Firth drumsticks are **Steve Clark** (Memento), **Pete Navarette** (Unloco), **Michael Clemmons** (Usher), **Chris Gaylor** (All-American Rejects), **Teddy Thomas Jr.** (*Emeril Live*), **Sergio Bellotti** (independent), **Ty Dennis** (The Doors 21st Century), **Randy Ebright** (Molotov), **Rob Kurzreiter** (40 Foot Echo), **Dan Konopka** (OK Go), and **Sam Fogarino** (Interpol).




Jose Cortijo (Al Jarreau, Abdullah Ibrahim, educator) is now playing Sonor Percussion.

Meinl cymbals are on the drumkits of **David Piribauer** (Revis), **Jason Bittner** (Shadows Fall), **Stuart Messer** (Candyheads), **Tim Greaves** (Cousin Joey), **Thomas Waschinger** (Petr Muk), **Sean Hutto** (I.R.A.T.E.), **Martin Scott** (Aereogramme), and **Derek Kerswill** (Seemless).



Mark Schulman is endorsing Gretsch drums and Toca percussion in addition to Gibraltar, Sabian, Vic Firth, Remo, and Shure. Mark will be doing motivational drumming/music clinics on some of his days off while on the road with Cher.

Pro-Mark has welcomed **Johnny Rabb** to its roster of artist endorsers. Johnny is an active touring and recording drummer as well as a respected educator, author, and clinician.



C&C Custom Drums are being played by **Kliph Scurlock**

(Flaming Lips), **Ryan Pope** (Get Up Kids), **Mike Poorman** (Hot Rod Circuit), **Derek Grant** (Alkaline Trio), **Jason Kourkonis** (Burning Brides), **Adam Phillips** (Gadjits), **Brian Lane** (Brand New), **Chris Jankowski** (The

DRUM KICKS



"I'm sorry, this happens everytime we go to a Chinese restaurant."

QUICK BEATS

JON "BERMUDA" SCHWARTZ (WEIRD AL YANKOVIC)


What are some of your favorite grooves?

Bernard Purdie on "Rock Steady" (Aretha Franklin), Sean Kinney on "No Excuses" (Alice In Chains), Terry Chambers on "Making Plans For Nigel" (XTC), Aaron Comess on "Two Princes" (Spin Doctors), and Chad Smith on "Give It Away" (Red Hot Chili Peppers).

What song makes you say, "I wish I played on that one"?

Anything from Elvis Costello's first several albums. Pete Thomas's drumming is among my favorite play-along practice material.

What famous person would you like to hang out with?
Ringo.



If you could put together an imaginary super band, who would be in it?
Elton John on piano, Paul McCartney on bass, and Eric Clapton on guitar, trading off lead vocals. Ideally, I'd be playing the drums!



Drum Workshop Presents

DRUM DAY 2003

- Live performances by:

Stephen Perkins

...plus special guests

Marco Minnemann

Tony Royster, Jr.

additional artists to be announced soon!

- Hosted by:

John Hernandez

Zoro

- Win a DW drumset or one of many other door prizes! Design your dream drumset on DW Kitbuilder²™ computer kiosks.

- Special hands-on drumming area courtesy of Roland Electronic Percussion.

- Proceeds to benefit the International House of Blues Foundation.

October 25, 2003

House of Blues

Anaheim • California



dw



For tickets contact these participating Southern California DW Drum dealers:

- Guitar Center
- Drumworks (Las Vegas)
- Mike's Drum Shop (Santa Barbara)

- Sam Ash
- Drum Circuit (San Luis Obispo)
- Pro Drum (Hollywood)
- San Diego Drum (San Diego)

- Bentley's Drum Shop (Fresno)
- Ontario Music (Ontario)
- West Coast Drum (Santa Ana)

Tickets also available through Ticketmaster and the House of Blues box office.

Please note artist appearances are subject to availability.

Advertise in Drum Market

and reach over a quarter million drummers worldwide.

RATES

Minimum frequency: 3 months
Minimum ad charge: \$10

3x: \$1.75 per word, per month
6x: \$1.60 per word, per month
12x: \$1.45 per word, per month

Boldface words: add 75¢ per word, per month.
Address: add \$5 per address, per month.

PAYMENT

Ads must be prepaid prior to closing date of the issue.

Acceptable forms of payment: personal check, money order, Visa, and MasterCard.

TERMS

Publisher reserves the right to edit all classified ads.
Ad positioning is solely determined by the publisher.

CORRESPONDENCE

Joan Stickel
Modern Drummer Magazine
12 Old Bridge Road
Cedar Grove, NJ 07009
Tel: (973) 239-4140
Fax: (973) 239-7139
Email: joans@moderndrummer.com

Modern Drummer CLASSIFIED ADVERTISERS

If you find yourself missing deadlines, or not sure of when your ad will run, please refer to the calendar below.

| ISSUE DATE | CLOSING DATE | ON SALE DATE |
|------------|--------------|--------------|
| JAN | Sept 15 | Nov 30 |
| FEB | Oct 15 | Dec 30 |
| MAR | Nov 15 | Jan 30 |
| APR | Dec 15 | Feb 28 |
| MAY | Jan 15 | Mar 30 |
| JUN | Feb 15 | Apr 30 |
| JUL | Mar 15 | May 30 |
| AUG | Apr 15 | Jun 30 |
| SEPT | May 15 | Jul 30 |
| OCT | Jun 15 | Aug 30 |
| NOV | July 15 | Sept 30 |
| DEC | Aug 15 | Oct 30 |

For Sale

Vintage Photo Catalog! Download from our Web site. Ludwig, Slingerland, and more. Money-back guarantee. Always buying and trading. Visa/MC. Vintage Drum Center, 2243 Ivory Drive, Libertyville, IA 52567, tel: (800) 729-3111 or (641) 693-3611. www.vintagedrum.com.

American Music Drumparts—chrome and brass lugs, parts, hardware, etc. Free catalog, (541) 895-5563, www.amdrumparts.com.

Gary Chaffee, John Abercrombie, Steve Swallow, Mike Goodrick, together in the studio for the first time! To get this superb album, go to CDFreedom.com and punch in **Noisy Old Men**. CDFreedom.com/noisyoldmen.

Electrocute your kit! With M-Pro drum triggers from www.DrumTriggers.com.

Carbonlite Drum Racks: Lighten your load. Carbon fiber rack systems, plus tube kits for steel rack tube replacement. (727) 742-2263, www.carbonlite.com.

Drum Supply House—maple shells, coverings, lugs, and hardware. **Free** Parts Guide for builders! Tel: (731) 423-DRUM (3786), 44 Warehouse Courtyard, Ste. 105, Jackson, TN 38301, www.DrumMaker.com.

50% off all drumheads, 50% off all drumsticks, up to 50% off cymbals. www.drumstixtoo.com.

Eames hand-crafted North American birch drum shells in Finetone, Naturaltone, and Mastertone series, finished or unfinished. For brochure contact: Eames Drum Co., 229 Hamilton St., Saugus, MA 01906. Tel: (781) 233-1404.

Gretsch Drums, parts, logo heads, badges, etc., www.explorersdrums.com. Tel: (816) 361-1195.

Stacked Shell segmented snares, kits, and shells. www.Globaldrumco.net.

Husher Drum Silencer. Practice on your drums, not a rubber pad. Actual drumheads. You get tone, feel, 90% less volume. Patented. (631) 327-3776.

DW kits: Timeless timbre, 25th Anniversary, Tamo ash, others, and snares. Greg, (718) 966-5353, days.

Full-color bass drum heads custom made with your photos, logos, digital files. Or choose an image from our catalog. www.VividHeads.com.

Moms Music. For all your drum needs. DW, ddrum, Tama, Yamaha, Paiste, Zildjian, Remo, Sabian, Aquarian, LP, Gretsch, Ludwig, and more. Tel: **(800) 467-MOMS**, ask for Ryan. www.momsmusic.com.

Moosetrap Cases—Custom built ATA road & flight cases. Cymbal cases starting at \$139. Tel: (413) 268-9928. <http://moosetrapcase.tripod.com>.

New Spizzichino cymbals—jaz@nfdc.net.

Drum Bum: T-Shirts, hats, decals, keychains, and 400 **free** lessons! www.drumbum.com.

Download your favorite music from drummers and percussionists. Interviews, photos, and on-line lessons from your favorite artists, free monthly email newsletter, Drum Circle info from around the world and more. www.DrumsOnTheWeb.com.

Www.SMDdrums.com. Hand-made stave, ply, and steam bent drums. Old world craftsmanship, modern innovations. Endless options. Phone: (313) 824-6502.

Study Materials

Progbeat by Mark Cella. New Prog book. Learn concepts, time signatures, grooves, and more! Send \$11 to M&M Music, PO Box 1654, Plainville, MA 02762.

Joe Syrian's Traveling Left Foot. Rock, jazz, and Latin patterns using two bass drums (or double pedal) and hi-hat simultaneously. "An important new concept that increases the potential for the feet in modern music"—Jim Chapin. "Two great books, a must for every drummer"—Louie Bellson. Send \$25 for a 2-book set (1,100 exercises). Empire Group, PO Box 1903, Dearborn, MI 48121.

www.ROCKDRUMCHARTS.com.

Fast Hands For Drummers. To order, send \$12 to: John Bock, 9 Hillview Place, Elmsford, NY 10523.

Hard-cover drum books by Joel Rothman. Complete Rock Drummer, Complete Jazz Drummer, \$99.95 each. Send for free catalog. J.R. Publications, Charles Dumont & Son, #1085 Dumont Dr., Voorhees, NJ 08043. Tel: (800) 257-8283.

20 popular snare drum rudiments with music cassette package, \$15. Scott I. Walker, 30137 Avenida Tranquilla, Rancho Palos Verdes, CA 90275.

Need a drum part transcribed? **Drumset Transcription Service.** Scottweltner@attbi.com. Tel: **(214) 403-5976**.

Instruction

NYC—Westchester. Learn the art of playing the drums. Students include platinum artists. All welcome. "It's about time." www.edbet-tinelli.com. Tel: (212) 759-2631, (914) 674-4549.

Boston, Brockton, and Whitman, MA, Providence, RI: Horrigan Drum School, all levels, all styles. Tel: (888) 258-0021.

Drumset lessons through the mail. For brochure, send \$1 US to Horrigan Drum School, 342 Centre St., Brockton, MA 02302, or visit www.horrigandrumschool.com.

The Polyrhythm CD + books and private instruction information. www.petermagadini.com.

NYC—Tabla. Study Indian classical drumming with performer Misha Masud. All levels. Special training for musicians of jazz, East/West fusion interested in Indian rhythm. Tel: (212) 724-7223.

Baltimore-Washington: Grant Menefee's studio of drumming. B.M. Berklee College of Music. All styles and levels. Tel: (410) 747-STIX.

Drumset and Brazilian percussion. **Pandeiro. Mario Monaco**, tel: (718) 274-9809, fax: (917) 757-9225.

Www.Drummersonly.net—Stix Nickson is accepting a limited number of drumset and percussion students, Port St. Lucie, West Palm Beach, Florida. Tel: (772) 337-4002. Digital recording facilities and sound reinforcement available.

Vintage Showcase

For Sale

Vintage Photo Catalog! Download from our Web site. Ludwig, Slingerland, and more. Money-back guarantee. Always buying and trading. Visa/MC. Vintage Drum Center, 2243 Ivory Drive, Libertyville, IA 52567, tel: (800) 729-3111 or (641) 693-3611. www.vintagedrum.com.

A Drummer's Tradition features an incredible collection of vintage drums for sale. Visit our shop in San Rafael, California, or check our Web site at www.adrummerstradition.com for weekly updates. We are always buying! Call 10-6 PST, Mon-Sat, tel: (415) 458-1688, fax: (415) 458-1689.

BackBeat Drums Vintage & Restored drums, cymbals, stands, and parts. **Tel: (208) 265-4336**, www.backbeatdrums.com.

For the finest in vintage drums/cymbals, it's Blair N Drums! Since 1987. We feature: K Zildjian (Istanbul) and Paiste formula 602 cymbals. Also, drums by Gretsch, Rogers, Ludwig, Leedy, etc. Layaways available! Please call only to buy, sell, trade. Tel: (800) 733-8164, (616) 364-0604, fax: (616) 363-2495. Email: blairndrum@aol.com.

Vintage: Snares, sets, singles, cymbals, hardware, logos, and trades. Look/see, www.drumatix.com.

www.drumschool.com. New-Used-Buy-Sell-Trade all brands since 1945. 300 sets, 600 snares. (800) 810-DRUM. Free T-Shirt with every purchase.

The Ludwig Book! by Rob Cook. Business history and dating guide, 300 pages (64 color), Wm. F Ludwig II autobiography, books on Rogers, Leedy, Slingerland, calfskin heads, gut snares, and more. Contact Rebeats, tel: (989) 463-4757, Rob@rebeats.com, Web site: www.rebeats.com.

Wanted

Any K Zildjian (Istanbul) cymbals and Paiste formula 602 cymbals. Gretsch, Rogers, Ludwig, Leedy drums, etc. also wanted. Sets or singles! Tel: (800) 733-8164, (616) 364-0604. Fax: (616) 363-2495. Email: blairndrum@aol.com.

Immediate cash—Gretsch, K Zildjians, Ludwig, Rogers, Slingerland, Leedy. Vintage Drum Center. Tel: (800) 729-3111, or (641) 693-3611, vintagedrum@lisco.com.

Miscellaneous

www.vintagelogos.com. Vintage-style logos for kick drums.

Instructional DVDs—We buy, sell, and trade new and used instructional videos on DVD. www.instructionaldvdstogo.com.

Play-along music for drums and guitar, instructional books and videos—all levels. www.powerjamms.com, or call toll-free (877) 448-3786.

Drumset and Percussion. Private lessons. Group conga classes. Jazz ensembles. Professional Music, 677 Passaic Avenue, Nutley, NJ 07110. Tel: (973) 661-4885.

NYC Drummers: Study with **John Sarracco**, one of the most knowledgeable pros in the NY area. Accepting only the serious-minded for drum instruction **the professional way**. Manhattan and Staten Island studio locations. (718) 351-4031.

Wanted

Any K Zildjian (Istanbul) cymbals and Paiste formula 602 cymbals. Gretsch, Rogers, Ludwig, Leedy drums, etc. also wanted. Sets or singles! Tel: (800) 733-8164, (616) 364-0604. Fax: (616) 363-2495. Email: blairndrum@aol.com.

Vintage Drums—Immediate cash for Gretsch, K Zildjian, Ludwig, Rogers, Slingerland, Leedy, **Tel: (800) 729-3111** or (641) 693-3611, vintagedrum@lisco.com.

Miscellaneous

New! Video clips, free drum lessons, drum videos, monthly giveaways at Dave Bedrock's americandrumsschool.com.

Electrocute your kit! www.DrumTriggers.com.

DVD from Bill Bruford's Earthworks—www.escapetv.tv to view three clips, listen to audio, direct link to DGM for purchase.

85,000 snare models. Design yours on-line! <http://www.OregonDrum.com/mydrum.htm>.

Make money teaching drums! www.brookmcloud.com/productsbooks.htm.

www.MusiciansContact.com. Need work? Paying jobs and resumes online. Thousands of satisfied members since 1969, tel: (818) 888-7879.

Musicians National Referral: Where pro musicians and bands connect. World's largest, most preferred referral. Ask about our lifetime membership. Tel: (800) 366-4447. www.musicianreferral.com.

Drum Bum: T-Shirts and gifts. www.drumbum.com.

Is Your High Hat Taking the High End Off Your Hearing?



Learn how to protect your most valuable piece of sound equipment...

Contact the House Ear Institute's Sound Partners™ program for hearing conservation information and support opportunities



soundpartners@hei.org
TEL (213) 483-4431
www.hei.org

COMING IN **OCTOBER**

JAZZ LEGEND JACK DEJOHNETTE



ALL ABOARD WITH TRAIN'S SCOTT UNDERWOOD



TOMMY SICKLES OF NOTHINGFACE



Plus... MD's 2003 DRUM FESTIVAL REPORT



NOW FEATURED AT **MD ONLINE**

KEEP UP —Check out the News and Events sections on MD Online every week for the latest information on who's doing what, when, and with whom.

Behind-the-scene photos from
MODERN DRUMMER FESTIVAL 2003

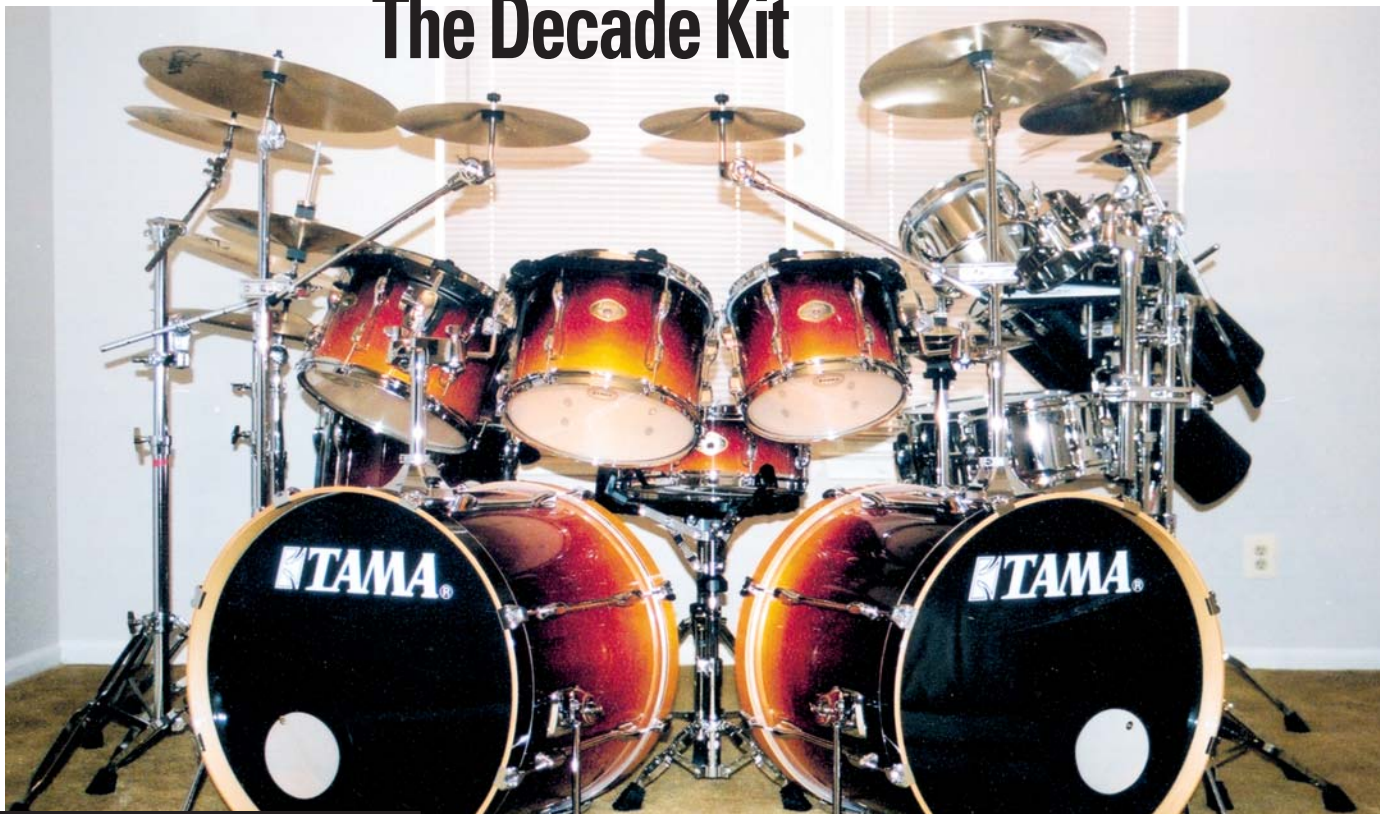


CLICK TO WIN! MD Online's Exclusive Giveaways
www.moderndrummer.com

ADVERTISER INDEX

| | | | | | |
|-----------------------------------|------------------------------|------------------|----------------------------|-------------------------------------|----------------|
| Ahead Drumsticks | www.bigbangdist.com | 137 | Les De Merle Music | www.lesdemerlemusic.com | 147 |
| AJ's Pro Percussion | www.ajpropercussion.com | 54 | Ludwig | www.ludwig-drums.com | CV2 |
| American Music Drum Parts | www.amdrumparts.com | 148 | Mapex | www.mapexdrums.com | 71 |
| Aquarian Drumheads | www.aquariandrumheads.com | 121 | Meinl | www.meinl.de | 67 |
| Arbiter Drums | www.arbiterdrums.com | 72 | Memphis Drum Shop | www.memphisdrumshop.com | 148 |
| Atlanta Pro Percussion | www.atlantapropercussion.com | 92 | MetroPad | www.educationalmusicaccessories.com | 149 |
| Attack Drumheads | www.universalpercussion.com | 93 | Mikedolbear.com | www.mikedolbear.com | 148 |
| Audix | www.audixusa.com | 124 | MusiCares Foundation | www.grammy.com | 144 |
| Auralex Acoustics | www.auralex.com | 149 | Musician's Friend | www.musiciansfriend.com | 129 |
| Cadeson Drums | www.cadesonmusic.com | 81 | Noble & Cooley | www.noblecooley.com | 54 |
| Canopus Co. | www.canopusdrums.com | 2 | Pacific Drums & Percussion | www.pacificdrums.com | 135 |
| Cappella Wood | www.cappelladrums.com | 148 | Paiste America | www.paiste.com | 3 |
| Carbostick | www.hohnerusa.com | 25 | Peace Drums | www.peacedrum.com | 123 |
| CLE Drums | www.cledrums.com | 146 | Pearl | www.pearldrums.com | 34/35 |
| ClearSonic | www.clearsonic.com | 147 | Pork Pie Percussion | www.porkpiedrums.com | 108 |
| Craviotto Percussion | www.craviottopercussion.com | 84 | Power Music | | 126 |
| Cymbal Crown Cymbal Holders | www.bigbangdist.com | 149 | Precision Drum Co. | www.precisiondrum.com | 149 |
| D'Amico Drums | www.damicodrums.com | 148 | Premier | www.premier-percussion.com | 46,131 |
| Doug Tann | www.dreamwater.net/doug-tann | 149 | Pro•Mark | www.promarkdrumsticks.com | 19,75,128 |
| Drum Center of Lexington | | 148 | Professional Music Studio | | 148 |
| Drum Doctors | www.drumdoctors.com | 146 | Puresound | www.puresoundpercussion.com | 17 |
| Drum Solo | www.drumsolo.cc | 148 | Remo | www.remo.com | 48 |
| Drum Supply House | www.drummaker.com | 148 | RMV Drums | www.rmvdrums.com | 62 |
| Drum Workshop (DW) | www.dwdrums.com | 65,67,87,119,163 | Roland | www.rolandus.com | 76/77 |
| Drum World | www.drumworld.com | 66 | RTOM/Moongel | www.rtom.com | 149 |
| Drumat | www.drumat.com | 149 | Rupp's Drums | www.ruppsdrums.com | 149 |
| Drumalaya | www.drumalaya.com | 146 | Sabian | www.sabian.com | 38/39 |
| Drumfun Inc. | www.drumfun.com | 108 | Sam Ash Music | www.samash.com | 104/105 |
| Drums, Etc. | www.drumsetc.com | 148 | Sam Barnard's Drum Wrap | www.sambarnard.net | 149 |
| Drums On Sale | www.drumsale.com | 149 | Samson Technologies | www.samsontech.com | 109 |
| Drumtech | www.drum-tech.co.uk | 81 | Shure Inc. | www.shure.com | 55 |
| DrumTuner | www.drumtuner.com | 148 | Slug Percussion | www.slugdrums.com | 148 |
| Evans | www.evansdrumheads.com | 1 | Sonor Drums | www.hohnerusa.com | 99 |
| Extreme Isolation Headphones | www.extremehdphones.com | 149 | Steve Snyder & Associates | | 147 |
| Feelgood Pedal Plates | www.feelgoodpedalplates.com | 146 | Sunlite Drums | www.sunlitedrum.com | 111 |
| Vic Firth | www.vicfirth.com | 47,49,51 | Talent 2000 | www.talent2k.com/ | 149 |
| Five-Star Professional Drum Shops | www.fivestardrumshops.com | 63 | Tama | www.tama.com | 56/57 |
| Fork's Drum Closet | www.forksdrumcloset.com | 154 | Tamburo Drums | www.proelgroup.com | 125 |
| George's Drum Shop | www.georgesdrumshop.com | 148 | Taye Drums | www.taye.com | 127,149 |
| Gibraltar | www.gibraltarhardware.com | 145 | The Collective | www.thecollectivenyc.com | 79 |
| GMS Drums | www.gmsdrums.com | 24 | The Drum Pad | www.thedrumpad.com | 148 |
| Gretsch | www.gretsch.com | 91, CV3 | The Rhythmic Arts Project | www.traponline.com | |
| Handmade Rhythm | www.handmaderhythm.com | 148 | Thompson Vocal Eliminator | www.vocaleliminator.com/g.o/md | 148 |
| Hardcase | www.hardcase.com | 141 | Toca | www.tocapercussion.com | 50 |
| Hart Dynamics | www.hartdynamics.com | 74 | Treeworks | www.treeworkschimes.com | 64 |
| Head First | www.headfirst-online.com | 66 | Turkish Cymbals | www.turkishcymbals.com | 107 |
| Hollywood Custom & Vintage Show | www.vintagedrumshow.com | 159 | U.S. Army | | 73 |
| Hot Potty | www.hotpotty.net | 147 | Vater Percussion | www.vater.com | 61,148 |
| House Ear Institute | www.hei.org | 165 | VeriSonic | www.4ddai.com/vs | 81 |
| HQ Percussion | www.HQpercussion.com | 100 | Vintage Logos | www.vividheads.com | 148 |
| Hubbard Music | www.hubbardmusic.com | 147 | Virtual Drummer School | www.virtualdrummerschool.com | 161 |
| Humes & Berg | www.humes-berg.com | 153 | Warner Bros. Publications | www.warnerbrospublications.com | 155 |
| Interstate Music | www.interstatemusic.com | 89 | Waylhm Percussion | | 92 |
| Istanbul Mehmet Cymbals | www.istanbulmehmet.com | 16 | West L.A. Music | www.westlamusic.com | 110 |
| Jim Payne | www.funkydrummer.com | 148 | WorldRock Entertainment | | 146 |
| Joe Morello Productions | | 148 | Wuhan Cymbals & Gongs | www.universalpercussion.com | 93 |
| Kitano | http://www.kitanodrums.com | 149 | XL Specialty | www.xlspec.com | 54 |
| KoSA | www.kosamusic.com | 126 | Yamaha | www.yamahadrums.com | 11,13,14,15,85 |
| L&M Music | www.lmmusic.com | 98 | Zildjian | www.zildjian.com | 9,69, CV4 |
| LA Music Academy | www.lamusicacademy.com | 98 | Zoro | www.zorothedrummer.com | 148 |
| Latin Percussion (LP) | www.lpmusic.com | 122 | | | |

The Decade Kit



Matt Flacche of Marlton, New Jersey calls his drum and percussion array "The Decade Kit" because he had to wait ten years before he could play it! After being an active drummer from the age of five until he was twenty-one, Matt had to hang up his sticks while living in a succession of miniscule apartments and rented rooms that offered no option for drumming. All the while he bought

drums, cymbals, and percussion gear, keeping them packed against the day when he could actually play them. He also used this time to create a floor plan for his dream assembly.

A year ago, the now thirty-something Matt moved into a home where he shares no walls with neighbors. The Decade Kit was finally a reality, and Matt is happily banging away once again.

Drums: Tama

- A.** 6" chrome concert tom
- B.** 8" chrome concert tom
- C.** 10" tom
- D.** 12" tom
- E.** 14" floor tom
- F.** 16" floor tom
- G.** 22" bass drum
- H.** 13" snare drum
- I.** Mapex 10" Popcorn snare drum
- J.** 14" chrome snare drum
- K.** Low-Pitch Octobans

- Percussion:** Latin Percussion
aa. Cowbell
bb. Jam Block

Cymbals: Zildjian

- 1.** 17" K China Boy
- 2.** 8" A splash
- 3.** 6" A Zil Bell
- 4.** 14" A thin crash
- 5.** 13" K/Z hi-hats
- 6.** 15" A thin crash
- 7.** 10" A splash
- 8.** 12" A splash
- 9.** 17" A thin crash
- 10.** 13" K Mastersound hi-hats
- 11.** 16" A thin crash
- 12.** 20" A Ping ride
- 13.** 19" K China Boy



PHOTO REQUIREMENTS

1. Photos must be high-quality and in color. 35mm slides are preferred; color prints will be considered; Polaroids not accepted. 2. You may send more than one view of the kit. 3. Only show drums, no people. 4. Shoot drums against a neutral background. Avoid "busy" backgrounds. 5. Clearly highlight special attributes of your kit. Send photo(s) to: Drumkit Of The Month, Modern Drummer, 12 Old Bridge Road, Cedar Grove, NJ 07009-1288. Photos cannot be returned.



Life is too short to spend it on anything other than the best.

I play what I love, I play Gretsch.

Cindy Blackman loves to play Gretsch Drums -
14 X 24 bass, 9 X 13 and 10 X 14 mounted toms,
14 X 14, 16 X 16 and 16 X 18 floor toms,
6 X 14 snare in Custom Vanilla Flake Finish.



play what you love



that great gretsch sound



THEY'RE COMING FOR YOU

ARRIVING AT ZILDJIAN DEALERS THIS FALL. GET READY TO UNLEASH.

© 2003 Avedis Zildjian Company

ZILDJIAN.COM/FRESH

Zildjian